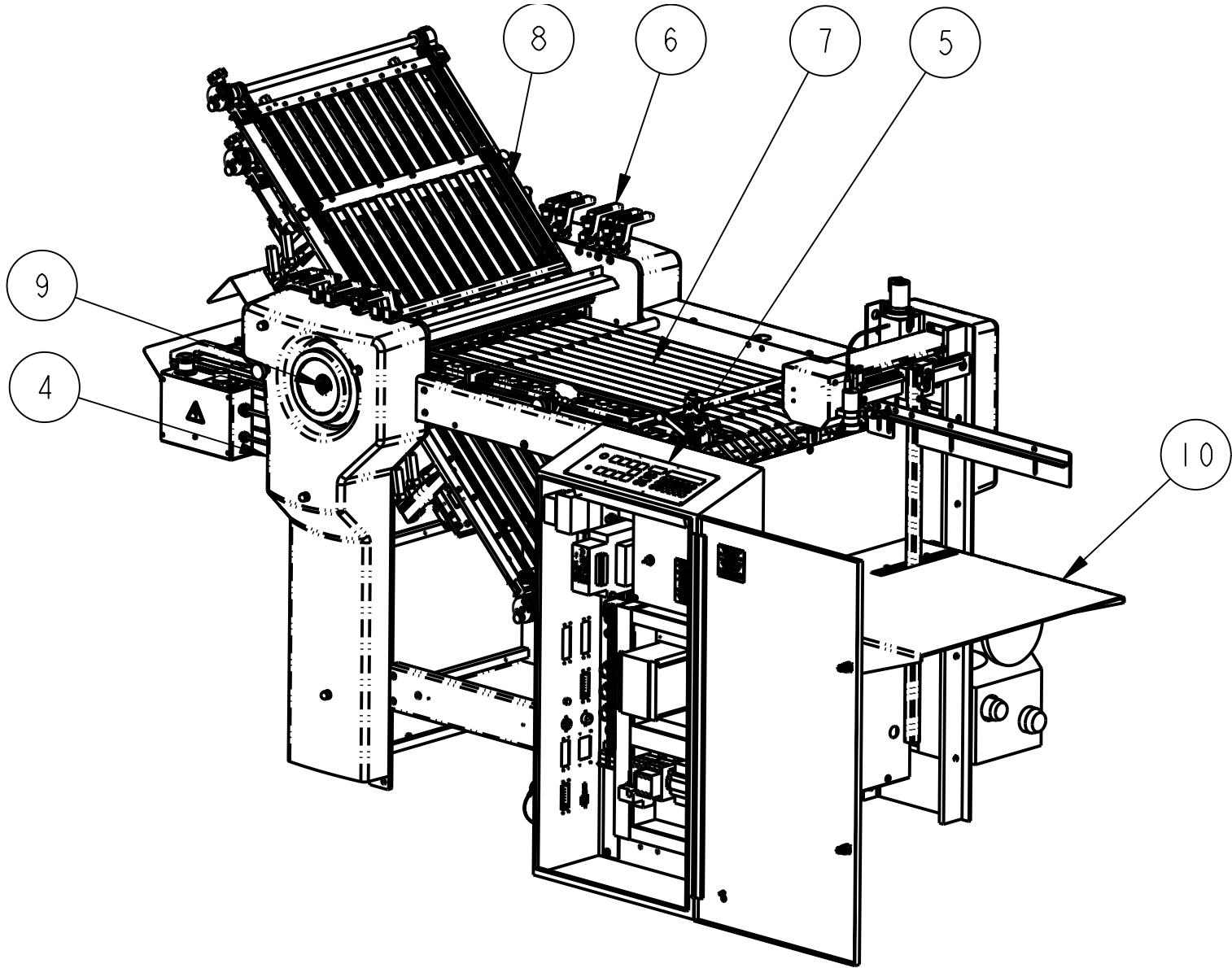


# FOLDER ASSEMBLY



DESCRIPTION: PARALLEL FOLDER ASSEMBLY

ASSEMBLY NUMBER: 1320H-3-P-3

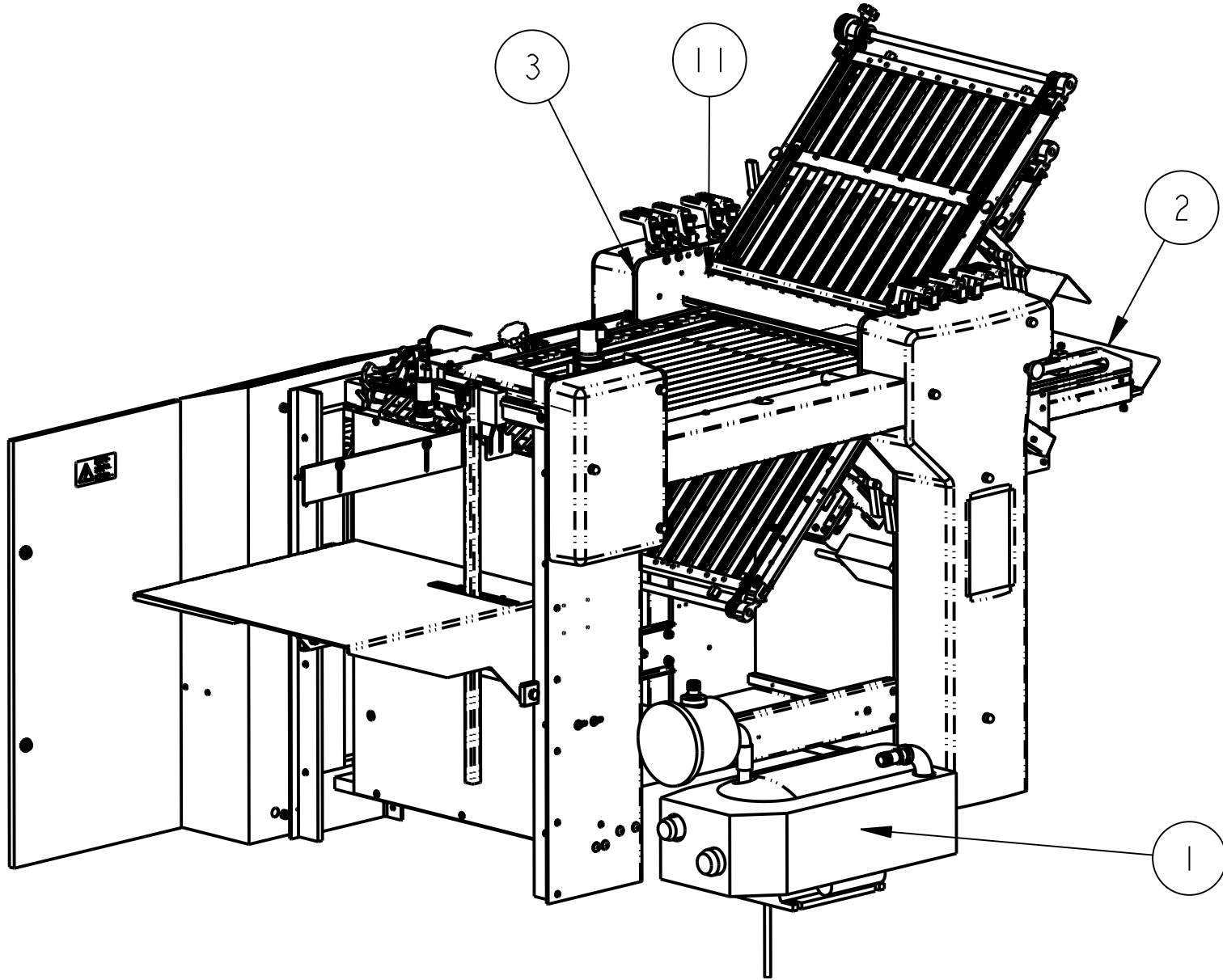
REV:

UNIT NAME: 2020 PILE FEEDER FOLDER

SHEET 1 OF 3

SECTION 4 - 3

TP10316-4



DESCRIPTION: PARALLEL FOLDER ASSEMBLY

ASSEMBLY NUMBER: 1320H-3-P-3

REV:

UNIT NAME: 2020 PILE FEEDER FOLDER

SHEET 2 OF 3

1320H-3-P-3			
ITEM #	PART DESCRIPTION	PART #	QTY.
1	PUMP ASSY BECKER 3 PHASE	FK2000117	1
2	STACKER-HANG ON, 20"	FK2000482	1
3	FRAME-FOLDER, 1320 PAR	FK2001351	1
4	GUARD ASM. -1320 PAR	FK2001357	1
5	ELECTRICAL-1300 IPH PILE SGM-3	FK2001366	1
6	GAPSET-FOLDER, 1320 PAR/8PG/16PG	FK2001379	1
7	REGISTER-20" ASSY	FK2001421	1
8	PANS-FOLD, 1320 PAR	FK2001454	1
9	ROLL-FOLD, 1318 PAR	FK2001498	1
10	FEEDER-PILE, 20" ASSY	FK2001522	1
11	FOLDER-PARTS, 1320 PAR	FK2001524	1
12 *	LABELS-DECALS, 1320 PAR	FK2000420	1
13 *	ACCESSORIES-2020 FEEDER	267-716-BG-01	1
14 *	ACCESSORIES-2020 FOLDER	FK2000169	1
15 *	CRATING-1320 PARALLEL	FK2000424	1

\* NOT SHOWN



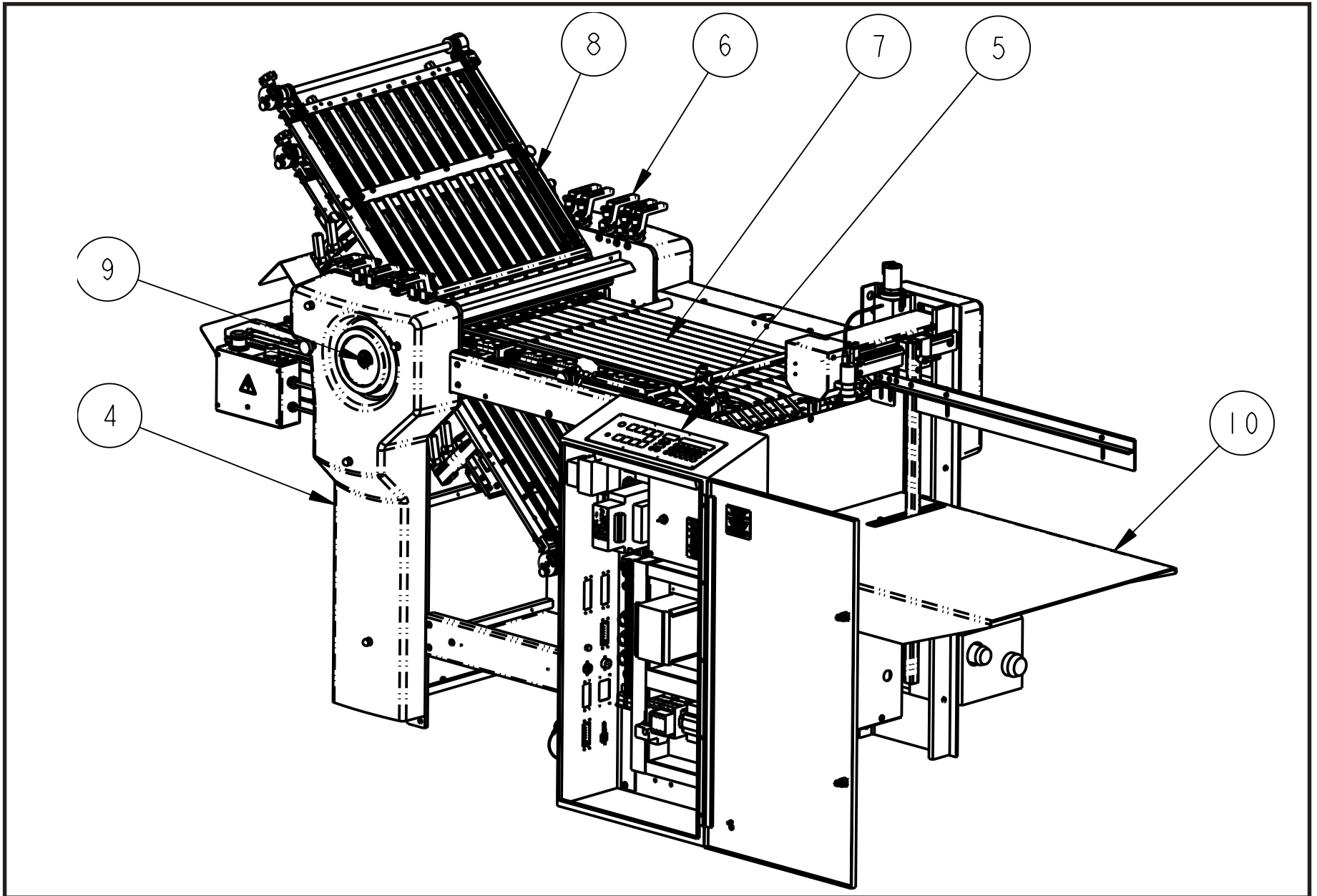
DESCRIPTION: PARALLEL FOLDER ASSEMBLY

ASSEMBLY NUMBER: **1320H-3-P-3**

REV:

UNIT NAME: 2020 PILE FEEDER FOLDER

SHEET 3 OF 3



DESCRIPTION: PARALLEL FOLDER ASSEMBLY EXPORT

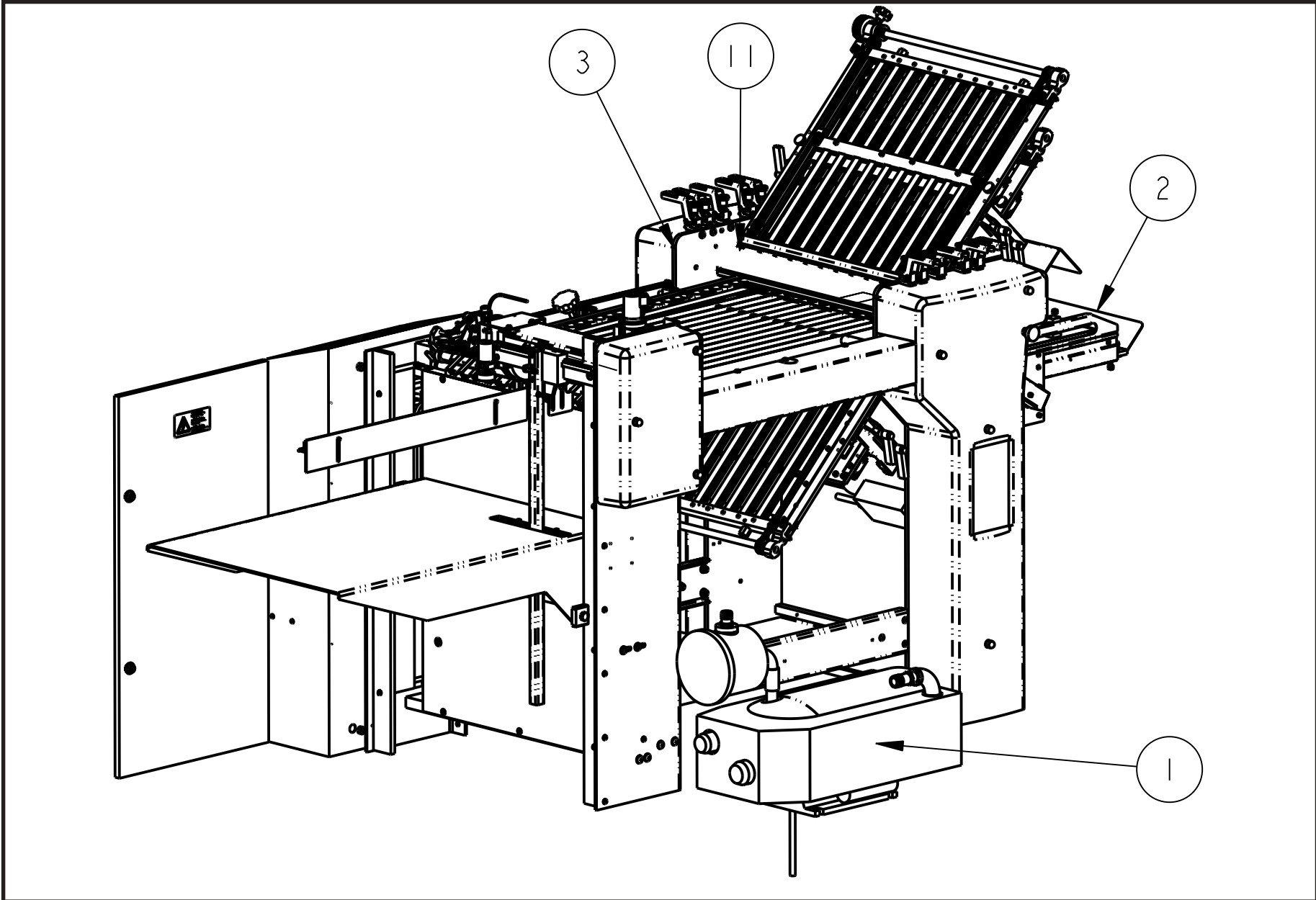
ASSEMBLY NUMBER:

**1320H-3-P-5**

REV:

UNIT NAME: 2020 PILE FEEDER FOLDER

SHEET 1 OF 3



DESCRIPTION: PARALLEL FOLDER ASSEMBLY EXPORT

ASSEMBLY NUMBER:

**1320H-3-P-5**

REV:

UNIT NAME: 2020 PILE FEEDER FOLDER

SHEET 3 OF 3

1320H-3-P-5			
ITEM #	PART DESCRIPTION	PART #	QTY.
1	PUMP ASSY BECKER 3 PHASE	FK2000117	1
2	STACKER-HANG ON, 20"	FK2000482	1
3	FRAME-FOLDER, 1320 PAR	FK2001351	1
4	GUARD ASM.-1320 PAR	FK2001357	1
5	ELECTRICAL-1300 IPH PILE SGM-3	FK2001366	1
6	GAPSET-FOLDER, 1320 PAR/8PG/16PG	FK2001379	1
7	REGISTER-20" ASSY	FK2001421	1
8	PANS-FOLD, 1320 PAR	FK2001454	1
9	ROLL-FOLD, 1318 PAR	FK2001498	1
10	FEEDER-PILE, 20" ASSY	FK2001522	1
11	FOLDER-PARTS, 1320 PAR	FK2001524	1
12 *	LABELS-DECALS, 1320 PAR	FK2000420	1
13 *	ACCESSORIES-2020 FEEDER	267-716-BG-01	1
14 *	ACCESSORIES-2020 FOLDER	FK2000169	1
15 *	CRATING-1320 EXPORT	1320-990	1
16 *	MODEL-FOLDER PAR EXPORT 2020	FK2000544	1

\* NOT SHOWN



DESCRIPTION: PARALLEL FOLDER ASSEMBLY EXPORT

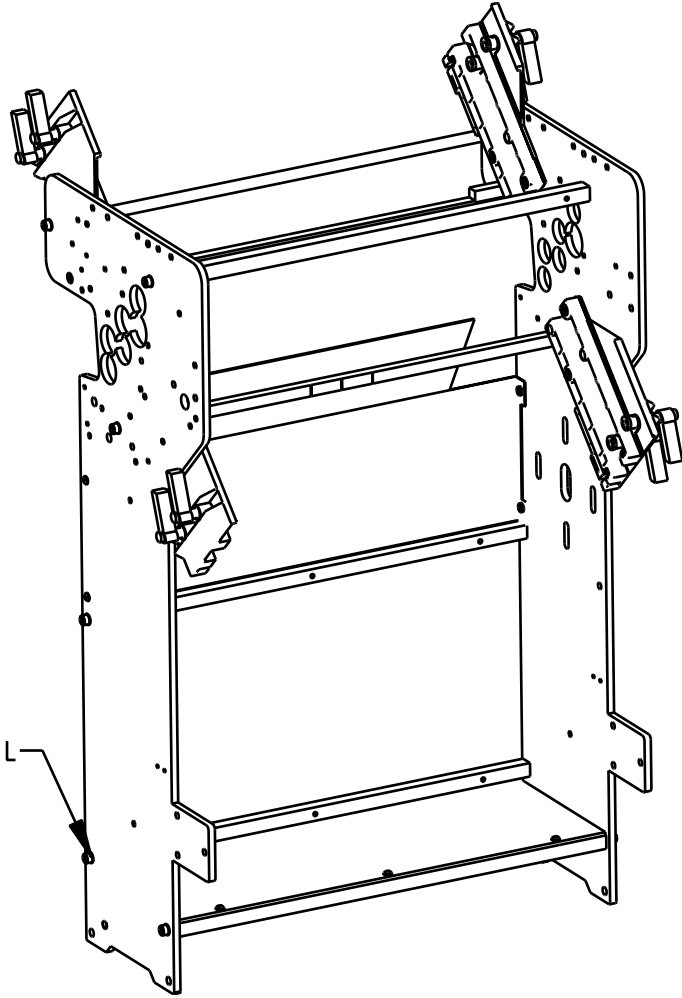
ASSEMBLY NUMBER:

**1320H-3-P-5**

REV:

UNIT  
NAME: 2020 PILE FEEDER FOLDER

SHEET 3 OF 3



USE LOCTITE 242 ON ALL FASTENERS.



DESCRIPTION: PARALLEL FRAME ASSEMBLY

UNIT NAME: 2020 PILE FEEDER FOLDER

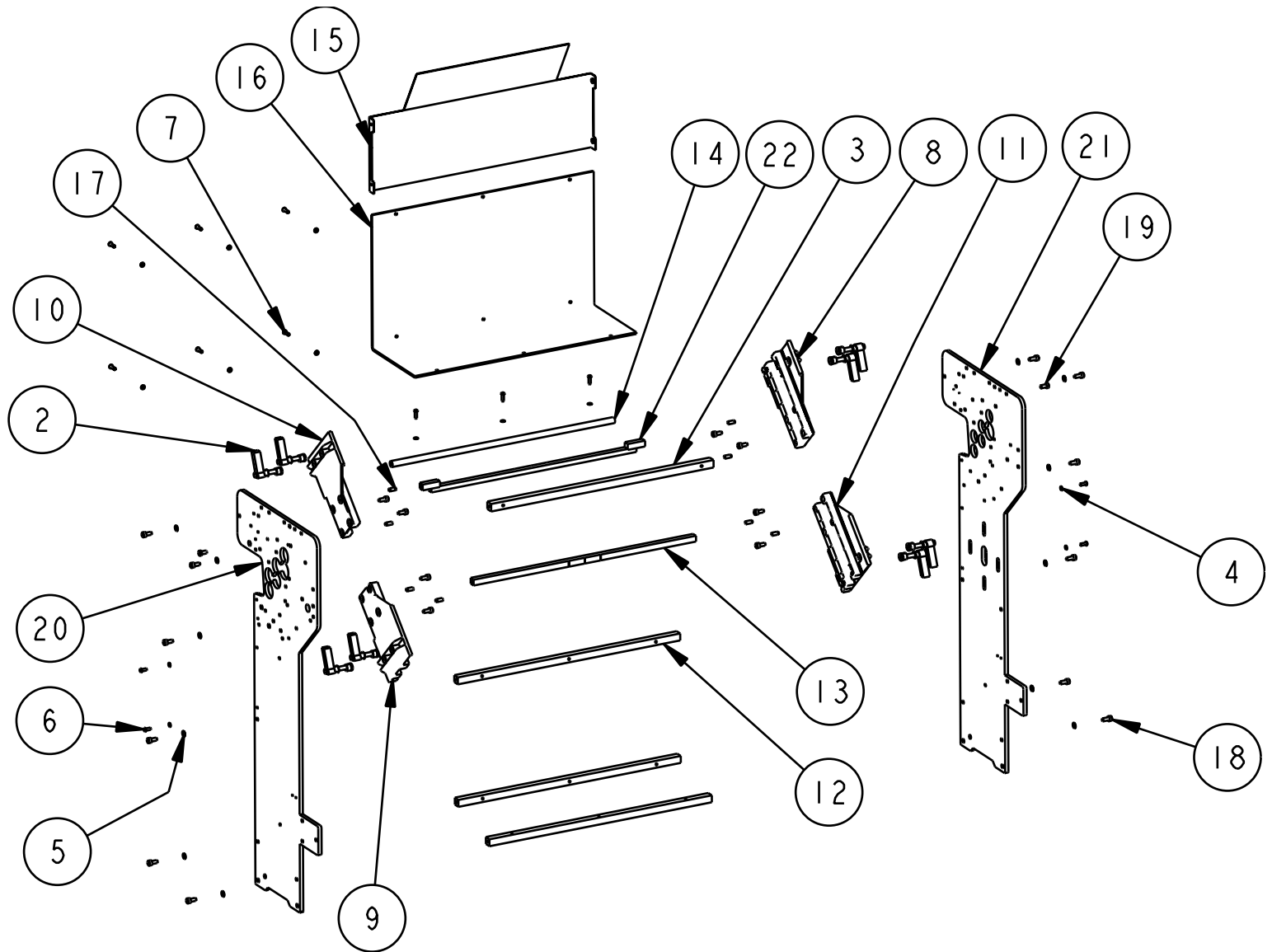
ASSEMBLY NUMBER:

**FK2001351**

REV:

SHEET 1 OF 3





DESCRIPTION: PARALLEL FRAME ASSEMBLY

ASSEMBLY NUMBER: **FK2001351**

UNIT NAME: 2020 PILE FEEDER FOLDER

REV:  
SHEET 2 OF 3

FK2001351			
ITEM #	PART DESCRIPTION	PART #	QTY.
1	ADHESIVE -LOCTITE ,#242	24201	N/S
2	ASSY-CLAMPING LEVER	204-306-BG-09	8
3	BAR-TIE ROLL GUARD	260-228-01-00	1
4	WASHER-LOCK M06 INT TOOTH +	260-304-09-00	13
5	WASHER-LOCK M08 INT TOOTH +	260-304-10-00	12
6	SCREW-BUT HD CAP M6X16 BLK	261-053-04-00	4
7	SCREW-BUT HD CAP M6X20 BLK	261-053-05-00	9
8	RAIL-FOLD PLATE,TR	261-155-02-00	1
9	RAIL-FOLD PLATE,BL	261-155-03-00	1
10	RAIL-FOLD PLATE,TL	261-156-02-00	1
11	RAIL-FOLD PLATE,BR	261-156-03-00	1
12	BAR TIE LOWER	261-235-01-00	3
13	BAR-TIE, UPPER	261-236-01-00	1
14	BAR-TIE	261-237-01-00	1
15	COVER-MOTOR	261-241-01-00	1
16	PLATE-SPREADER 1ST STA	261-242-01-00	1
17	PIN-DOWEL HARDENED M8X20	261-619-02-00	8
18	SCREW-SOC HD CAP M8X25 BLK	262-492-07-00	20
19	SCREW-SOC LO HD CAP M8X16 BLK	262-510-01-00	2
20	FRAME-FOLDER, LH MACH. 1320	FK0001485	1
21	FRAME-FOLDER, RH MACH. 1320	FK0001486	1
22	BAR-TIE, OFFSET FRAME	FK0001493	1



DESCRIPTION: PARALLEL FRAME ASSEMBLY

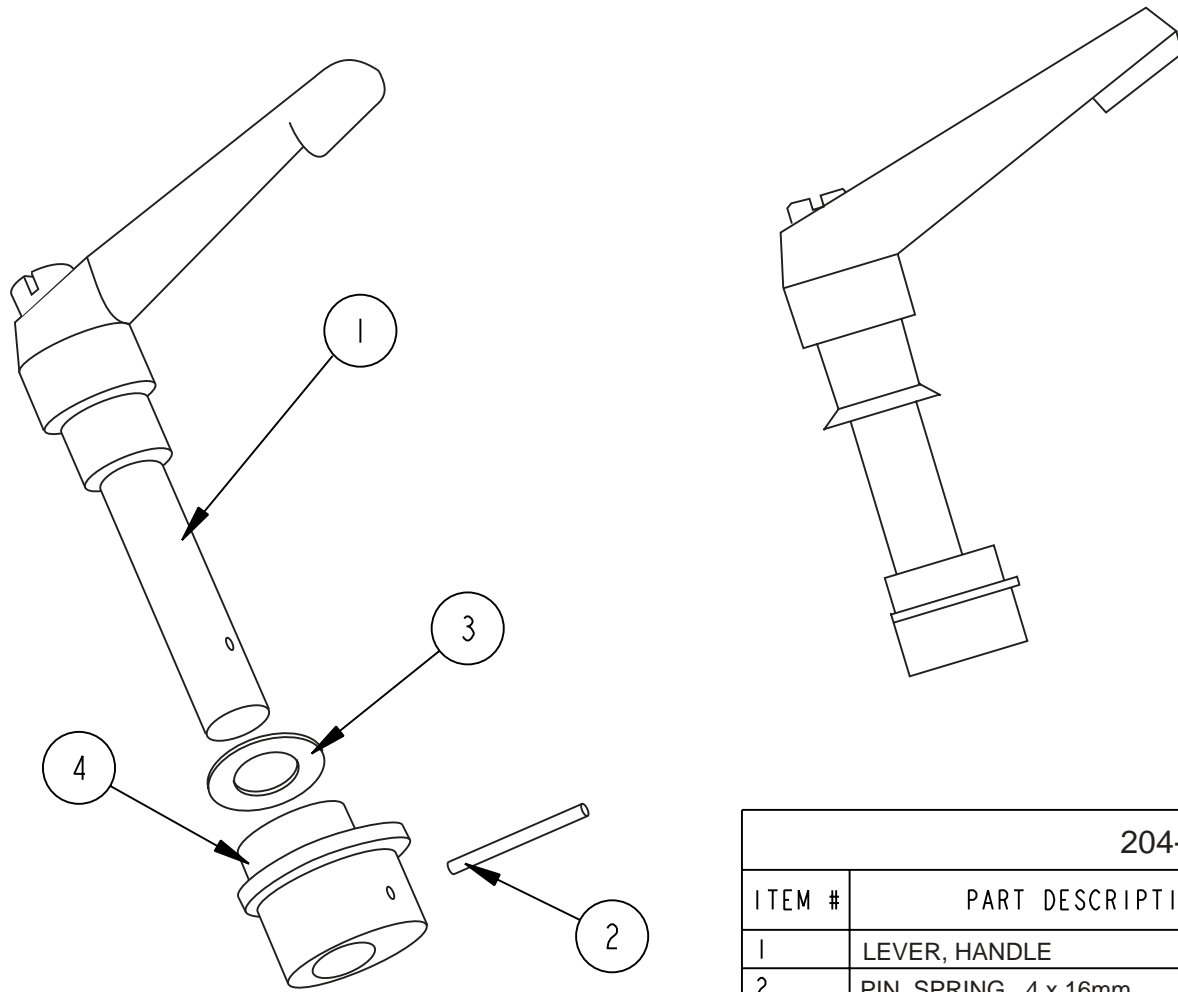
ASSEMBLY NUMBER:

REV:

UNIT NAME: 2020 PILE FEEDER FOLDER

**FK2001351**

SHEET 3 OF 3



204-306-BG-09			
ITEM #	PART DESCRIPTION	PART #	QTY.
1	LEVER, HANDLE	203-575-09-00	1
2	PIN, SPRING 4 x 16mm	200-067-01-00	1
3	WASHER, SPRING CUP	200-636-01-00	1
4	ECCENTRIC, CLAMP	264-519-01-00	1



DESCRIPTION: CLAMPING LEVER ASSEMBLY

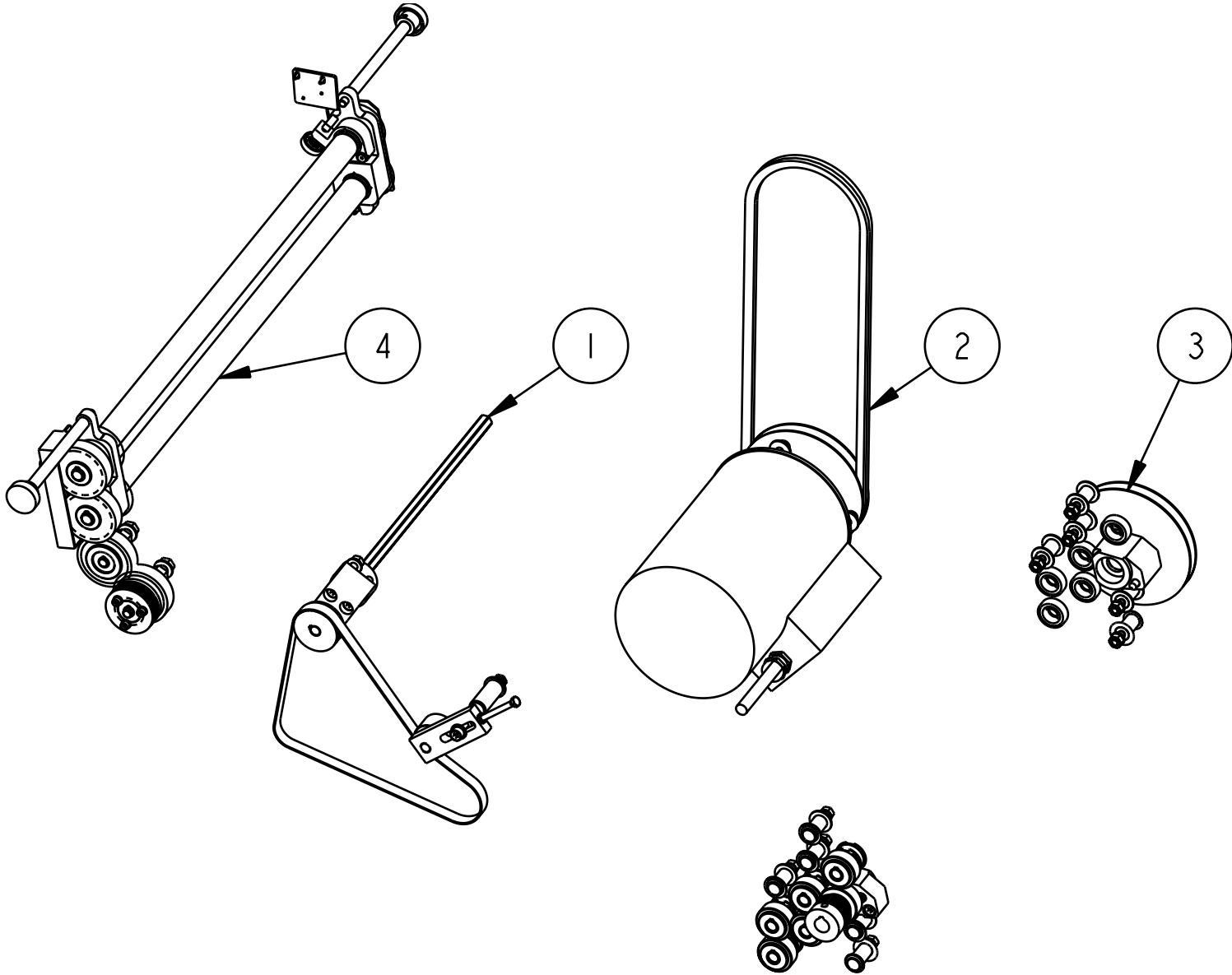
UNIT  
NAME: 2020 PILE FEEDER FOLDER

ASSEMBLY NUMBER:

**204-306-BG-09**

REV:

SHEET 1 OF 1



DESCRIPTION: FOLDER PARTS, PARALLEL

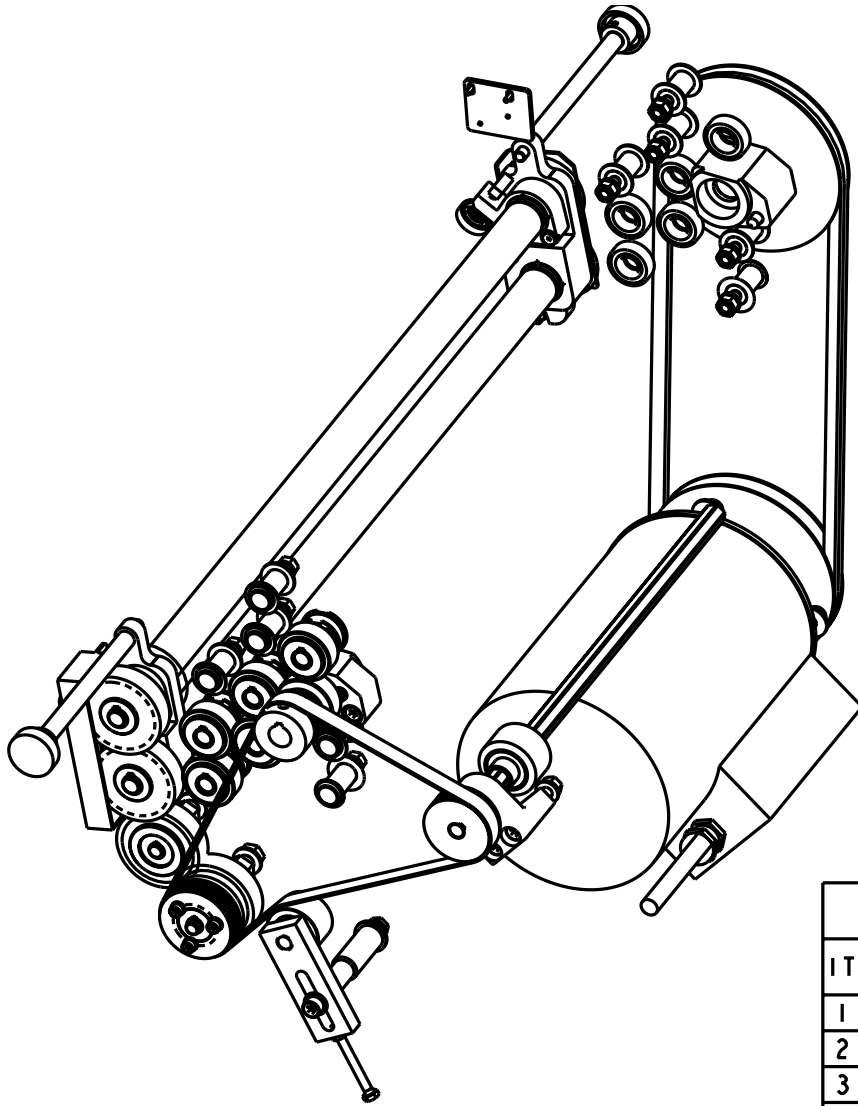
ASSEMBLY NUMBER:

UNIT NAME: 2020 PILE FEEDER FOLDER

**FK2001524**

REV:

SHEET 1 OF 3



SCALE 0.200

FK2001524			
ITEM #	PART DESCRIPTION	PART #	QTY.
1	DRIVE-REGISTER 1320 PAR	FK2001356	1
2	DRIVE-FOLDER, 1320 PAR/8PG/16PG	FK2001380	1
3	ROLL-PARTS, 1318 PAR	FK2001431	1
4	SLITTER-PARTS, 1320 PAR	FK2001525	1



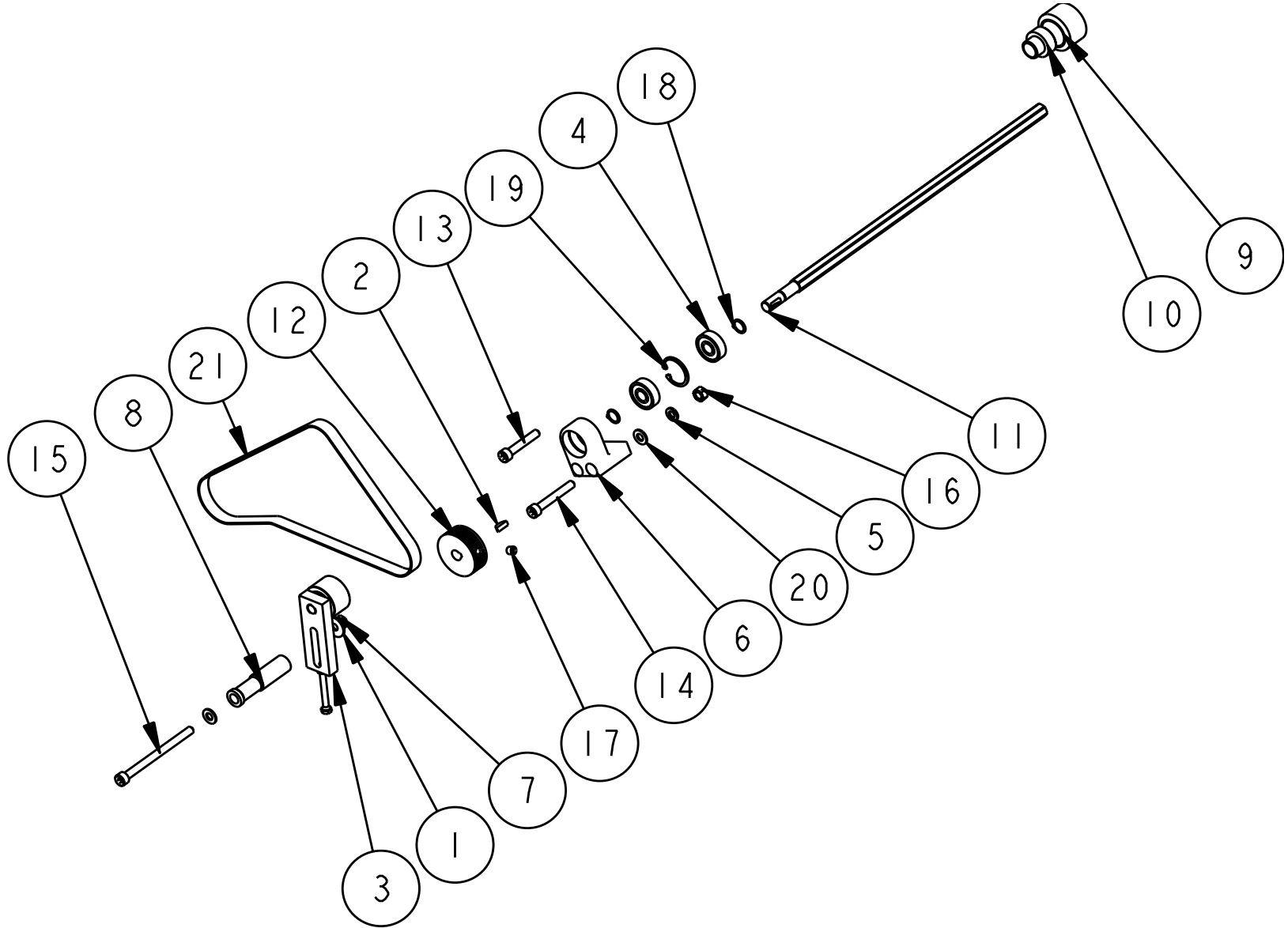
DESCRIPTION: FOLDER PARTS, PARALLEL

ASSEMBLY NUMBER:

REV:

UNIT  
NAME: 2020 PILE FEEDER FOLDER**FK2001524**

SHEET 2 OF 3



DESCRIPTION: FOLDER PARTS, PARALLEL

ASSEMBLY NUMBER:

UNIT NAME: 2020 PILE FEEDER FOLDER

**FK2001356**

REV:

SHEET 1 OF 2

FK2001356			
ITEM #	PART DESCRIPTION	PART #	QTY.
1	WASHER-FENDER M8 8.4X24X2	200-155-01-00	1 -
2	KEY-WOODRUFF	200-576-01-00	1 -
3	TENSIONER ASSY. -BELT	203-425-BG-24	1 -
4	BRG-BALL, METRIC 12X32X10	204-085-03-00	2 -
5	WASHER-LOCK SPLIT M8	261-056-05-00	1 -
6	HOUSING-BRG, REGISTER DRIVE	261-223-01-00	1 -
7	NUT-HEX JAM M8	261-279-09-00	1 -
8	SPACER - IDLER PULLEY	261-319-01-00	1 -
9	COVER- HEX SHAFT, REG DRIVE	261-320-01-00	1 -
10	ADAPTER - SHAFT COVER	261-354-01-00	1 -
11	SHAFT- HEX DRIVE	261-796-01-00	1 -
12	SHEAVE-REGISTER DRIVE	261-797-01-00	1 -
13	SCREW-SOC HD CAP M8X50 BLK	262-492-12-00	1 -
14	SCREW-SOC HD CAP M8X60 BLK	262-492-14-00	1 -
15	SCREW-SOC HD CAP M8X110 BLK	262-492-18-00	1 -
16	NUT-HEX FULL M8 BLK	262-504-05-00	1 -
17	SCREW-SET SOC FLT M8X8 BLK	262-505-01-00	1 -
18	RING-RETAIN EXT M14X1 BLK	262-551-04-00	2 -
19	RING-RETAIN INT M32X1.2 BLK	262-552-06-00	1 -
20	WASHER-PLAIN M8 8.4X17X1.6 BLK	262-709-05-00	2 -
21	BELT-DRIVE, 1320 REGISTER	264-532-01-00	1 -



DESCRIPTION: SHAFT-SLITTER, W/HDW

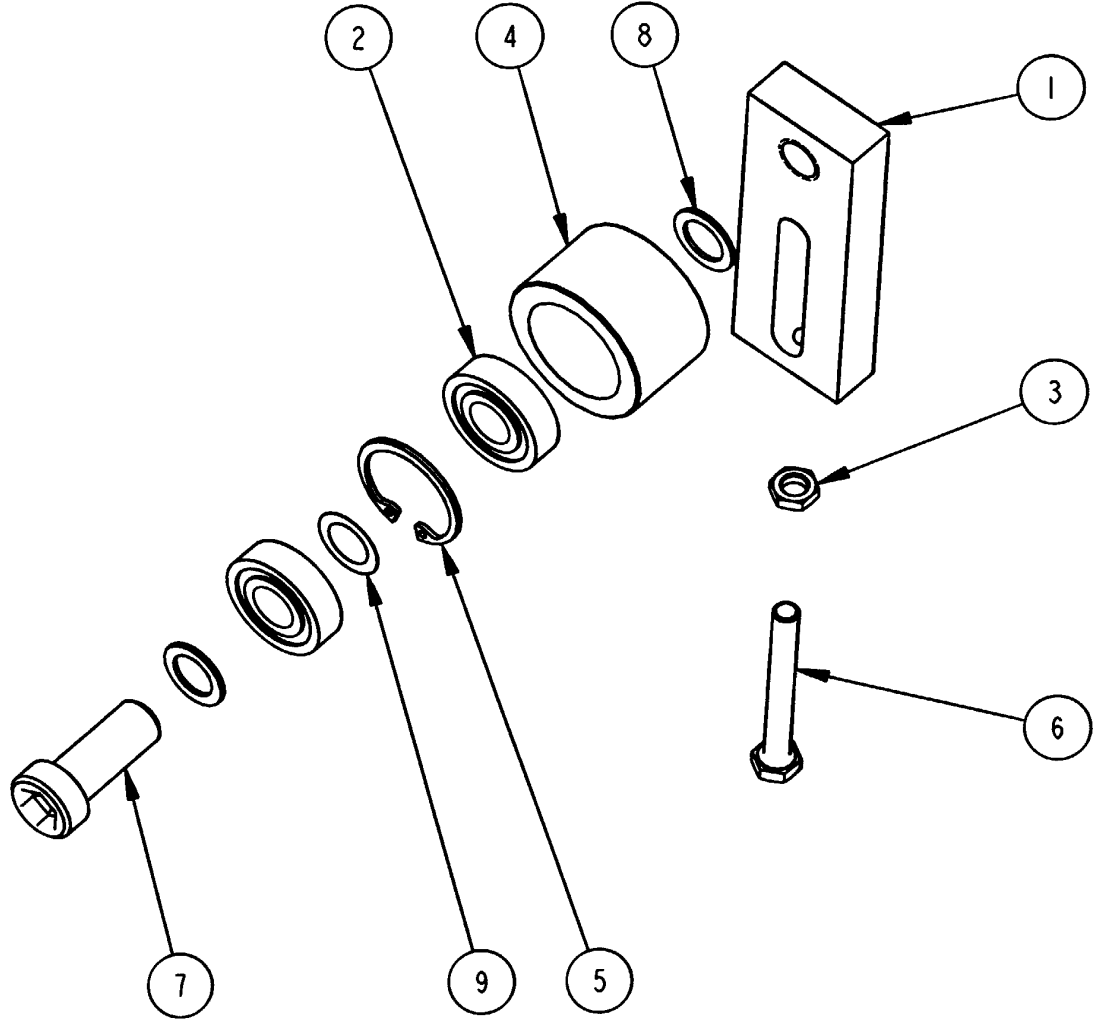
UNIT NAME: 2020 PILE FEEDER FOLDER

ASSEMBLY NUMBER:

FK2001356

REV:

SHEET 2 OF 2



SCALE 0.630



DESCRIPTION: TENSION-ASSY, BELT

ASSEMBLY NUMBER:

UNIT NAME: 2020 PILE FEEDER FOLDER

203-425-BG-24

REV:

SHEET 1 OF 2



203-425-BG-24			
ITEM #	PART DESCRIPTION	PART #	QTY.
1	ARM-IDLER PULLEY	217-965-02-00	1
2	BRG-BALL 6001-2Z	200-584-07-00	2
3	NUT-HEX JAM M6	261-279-08-00	1
4	PULLEY-IDLER	218-493-02-00	1
5	RING-RETAIN INT M28X1.2 BLK	262-552-05-00	1
6	SCREW-HEX HD CAP M6X55	262-155-55-00	1
7	SCREW-SOC LO HD CAP M12X30 BLK	263-608-01-00	1
8	SHIM-WASHER 12 X 18 X 1	200-295-04-00	2



DESCRIPTION: TENSION-ASSY, BELT

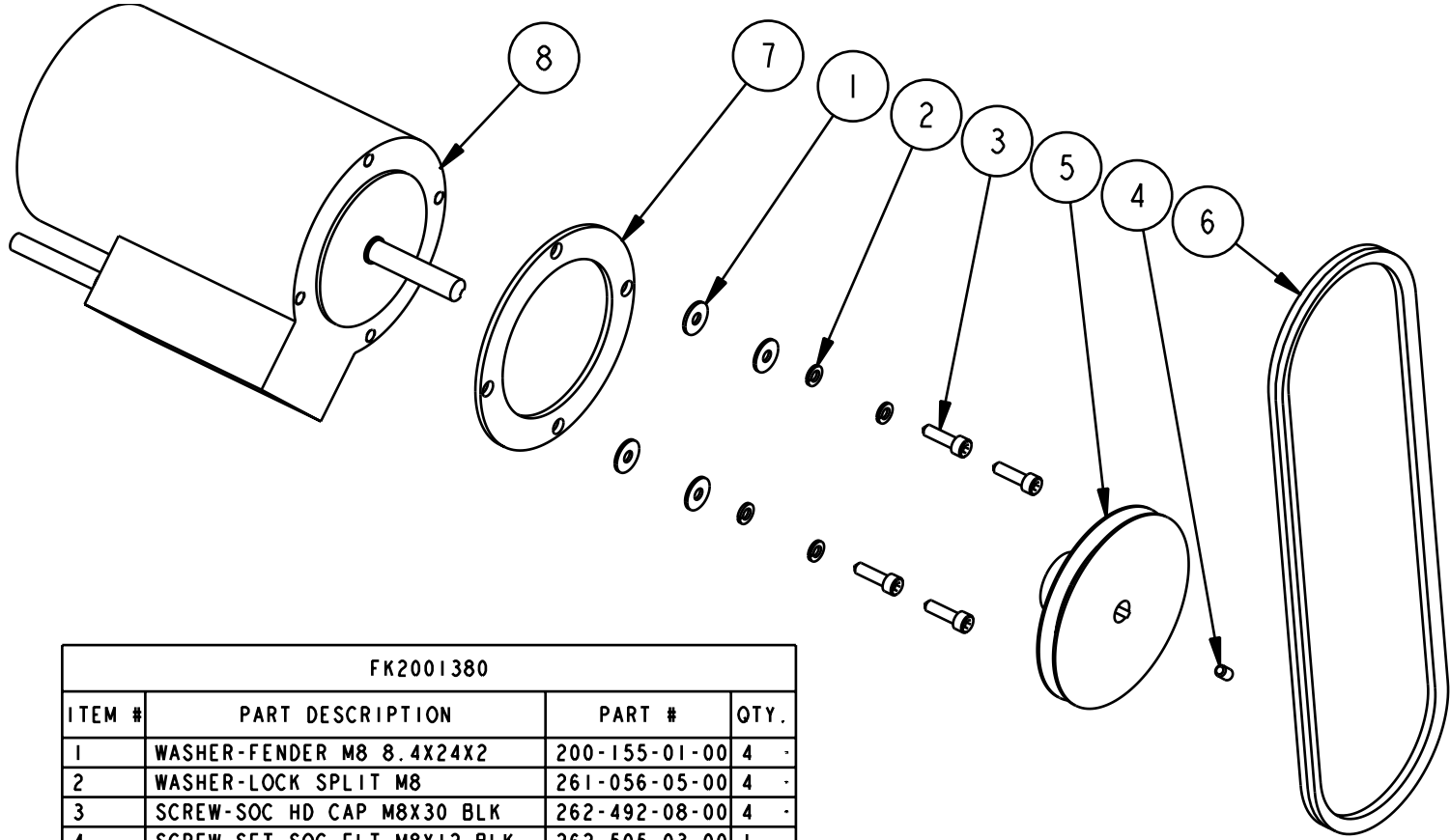
UNIT  
NAME: 2020 PILE FEEDER FOLDER

ASSEMBLY NUMBER:

**203-425-BG-24**

REV:

SHEET 2 OF 2



FK2001380			
ITEM #	PART DESCRIPTION	PART #	QTY.
1	WASHER-FENDER M8 8.4X24X2	200-155-01-00	4
2	WASHER-LOCK SPLIT M8	261-056-05-00	4
3	SCREW-SOC HD CAP M8X30 BLK	262-492-08-00	4
4	SCREW-SET SOC FLT M8X12 BLK	262-505-03-00	1
5	PULLEY-DRIVE	264-797-01-00	1
6	BELT-DRIVE FOLDER (AX43)	267-654-01-00	1
7	SPACER-MOTOR	267-655-01-00	1
8	MOTOR-1 HP ASSY	267-656-BG-01	1

SCALE 0.250

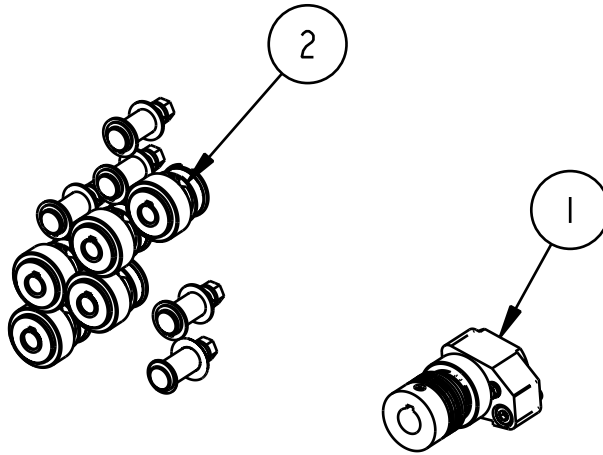
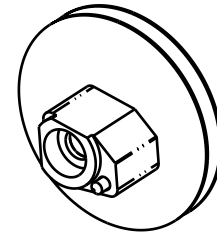



DESCRIPTION: DRIVE-FOLDER  
 UNIT NAME: 2020 PILE FEEDER FOLDER

ASSEMBLY NUMBER: **FK2001380**

REV:  
 SHEET 1 OF 1

FK2001431			
ITEM #	PART DESCRIPTION	PART #	QTY.
1	PARTS-FOLD ROLL, MAIN 1318 PAR	FK2001432	1
2	PARTS-FOLD ROLL, 18 8/16PG 1,2,3,4,5	FK2001436	1



DESCRIPTION: ROLL - PARTS,

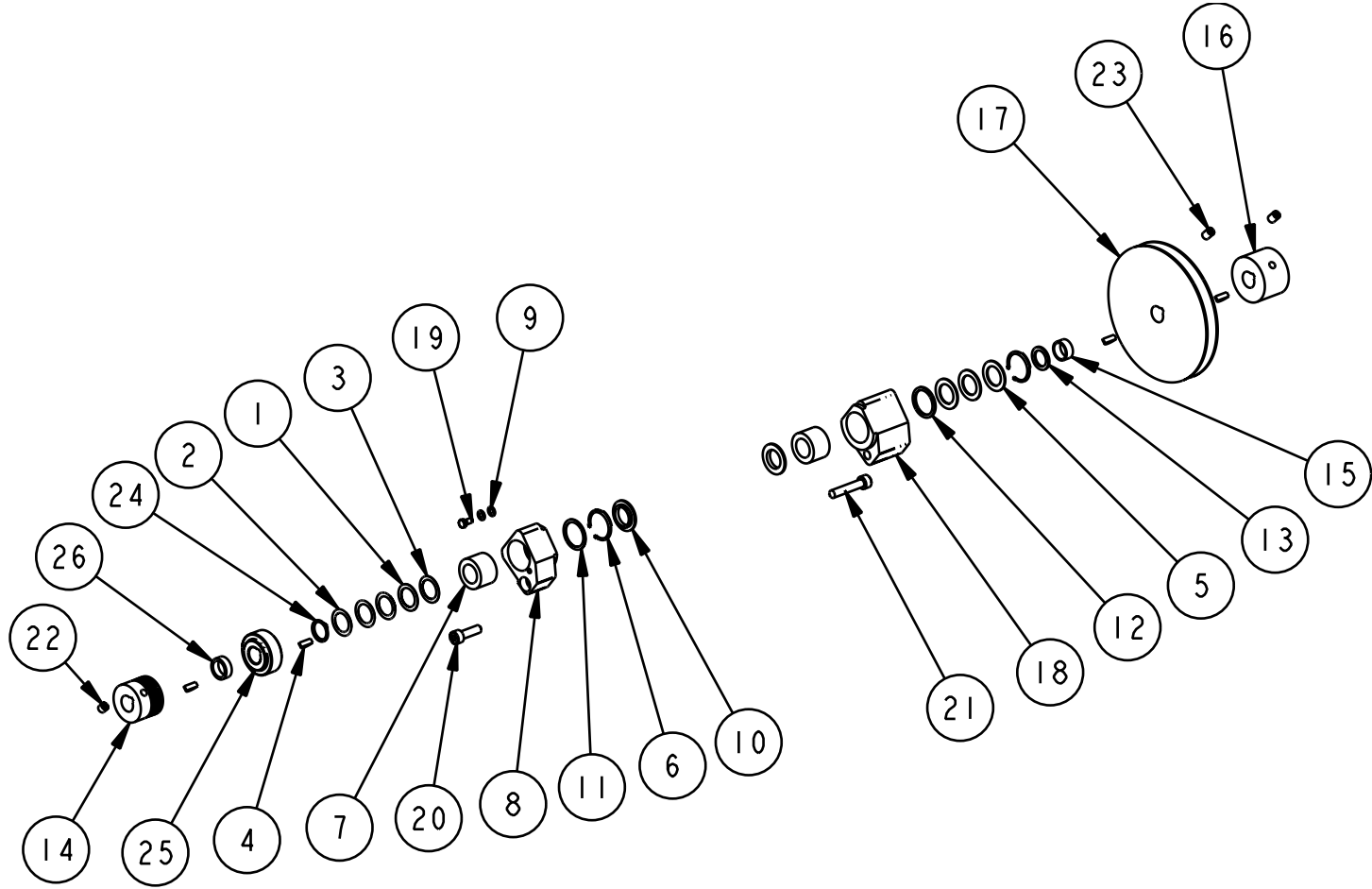
UNIT  
NAME: 2020 PILE FEEDER FOLDER

ASSEMBLY NUMBER:

**FK2001431**

REV:

SHEET 1 OF 1



DESCRIPTION: PARTS-FOLD ROLL, MAIN

UNIT NAME: 2020 PILE FEEDER FOLDER

ASSEMBLY NUMBER:

**FK2001432**

REV:

SHEET 1 OF 2

FK2001432			
ITEM #	PART DESCRIPTION	PART #	QTY.
1	SHIM-WASHER, 20X28X.5	200-074-01-00	1 .
2	SHIM-WASHER, 20X28X.1	200-218-09-00	3 .
3	SHIM-WASHER 20X28X.3	200-557-04-00	1 .
4	KEY-WOODRUFF	200-576-01-00	4 .
5	WASHER-CUP SPRING 31.7X20.4X.4	200-637-02-00	3 .
6	RING-RETAIN INT M32X1.2 BLK	203-404-01-00	2 .
7	BRG-THRUST BALL	228-500-01-00	2 .
8	HOUSING-BEARING,MAIN ROLL	228-512-01-00	1 .
9	WASHER-SPRING, 10 X 5.2 X 0.5	228-530-01-00	2 .
10	SEAL-BRG. HOUSING	228-531-01-00	2 .
11	WASHER SHIM	228-533-01-00	1 .
12	WASHER-SHIM	228-535-01-00	1 .
13	WASHER-SPACER	231-639-01-00	1 .
14	PULLEY-SLITTER & REG DRIVE	260-286-01-00	1 .
15	SLEEVE-SPACER	262-157-01-00	1 .
16	PULLEY- DRIVE, FLAT	262-160-01-00	1 .
17	SHEAVE-DRIVEN, VEE 5.65 OD	262-161-01-00	1 .
18	HOUSING-BEARING,MAIN ROLL	262-165-01-00	1 .
19	SCREW-HEX HD CAP M5X10	262-209-10-00	1 .
20	SCREW-SOC HD CAP M8X30 BLK	262-492-08-00	1 .
21	SCREW-SOC HD CAP M8X45 BLK	262-492-11-00	1 .
22	SCREW-SET SOC FLT M8X8 BLK	262-505-01-00	1 .
23	SCREW-SET SOC FLT M8X12 BLK	262-505-03-00	2 .
24	RING-RETAIN EXT M20X1.2 BLK	262-551-06-00	1 .
25	GEAR-HELICAL 2MOD 19T LH	264-151-01-00	1 .
26	SPACER	264-377-01-00	1 .



DESCRIPTION: PARTS-FOLD ROLL, MAIN

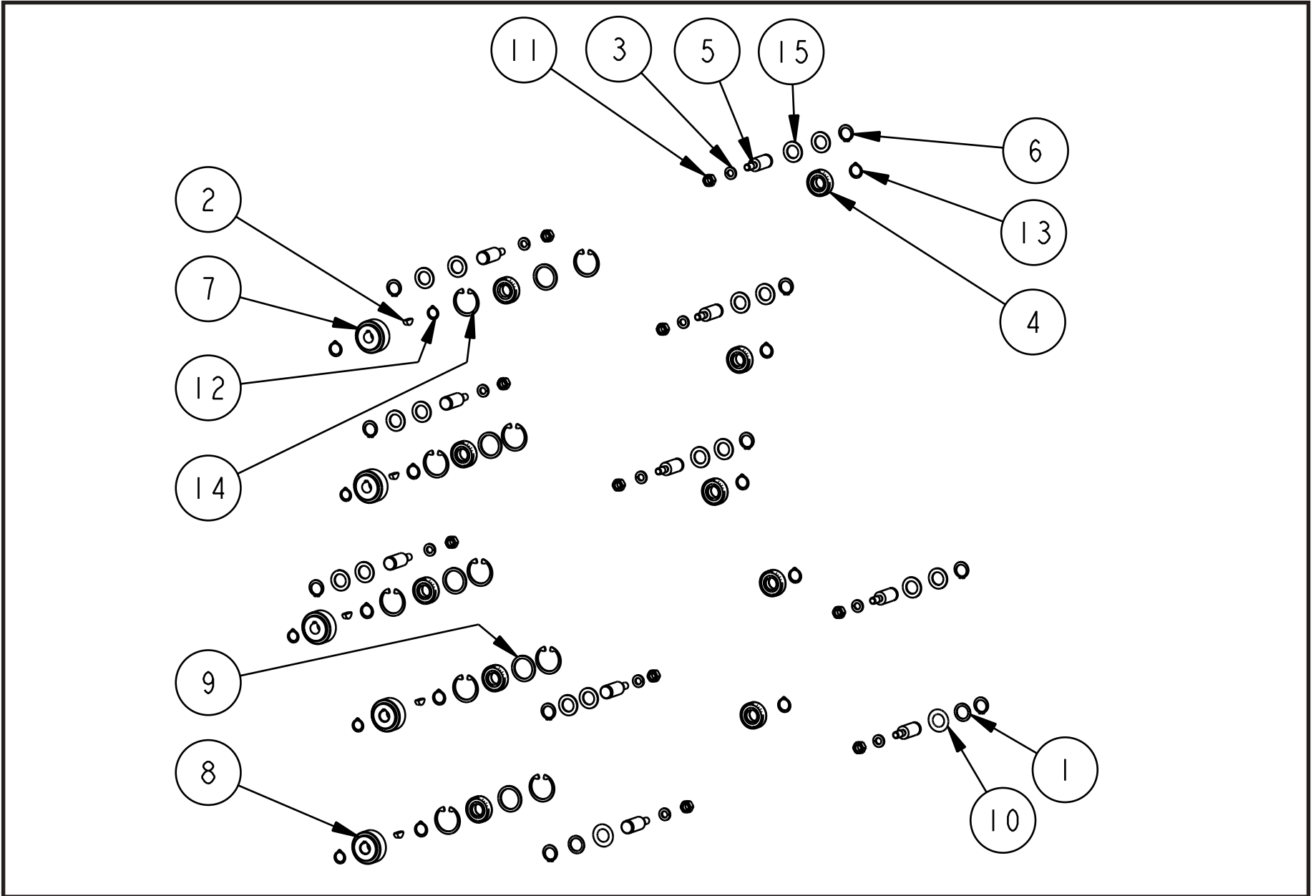
UNIT  
NAME: 2020 PILE FEEDER FOLDER

ASSEMBLY NUMBER:

**FK2001432**

REV:

SHEET 2 OF 2



DESCRIPTION: PARTS-FOLD ROLL, PAR/8/16PG 1,2,3,4,5

ASSEMBLY NUMBER:

UNIT NAME: 2020 PILE FEEDER FOLDER

**FK2001436**

REV:

SHEET 1 OF 2

FK2001436			
ITEM #	PART DESCRIPTION	PART #	QTY.
1	SHIM-WASHER, 16X22X0.5	200-074-06-00	2 .
2	KEY-WOODRUFF	200-576-01-00	5 .
3	WASHER-LOCK SPLIT M8	261-056-05-00	10 .
4	BRG-BALL 15mmX32mmX9mm	261-168-01-00	10 .
5	STUD-PIVOT	261-224-01-00	10 .
6	RING-RET., EXT .63 SHAFT	261-255-01-00	10 .
7	GEAR-HELICAL 2MOD 19T RH	261-260-01-00	3 .
8	GEAR-HELICAL 2MOD 19T LH	261-261-01-00	2 .
9	SPRING-WAVE	261-748-01-00	5 .
10	WASHER- SHIM	262-370-01-00	2 .
11	NUT-HEX FULL M8 BLK	262-504-05-00	10 .
12	RING-RETAIN EXT M13XI BLK	262-551-03-00	5 .
13	RING-RETAIN EXT M15XI BLK	262-551-05-00	10 .
14	RING-RETAIN INT M32XI.2 BLK	262-552-06-00	10 .
15	BRG-THRUST .628x1.00x.06	24575	16 .



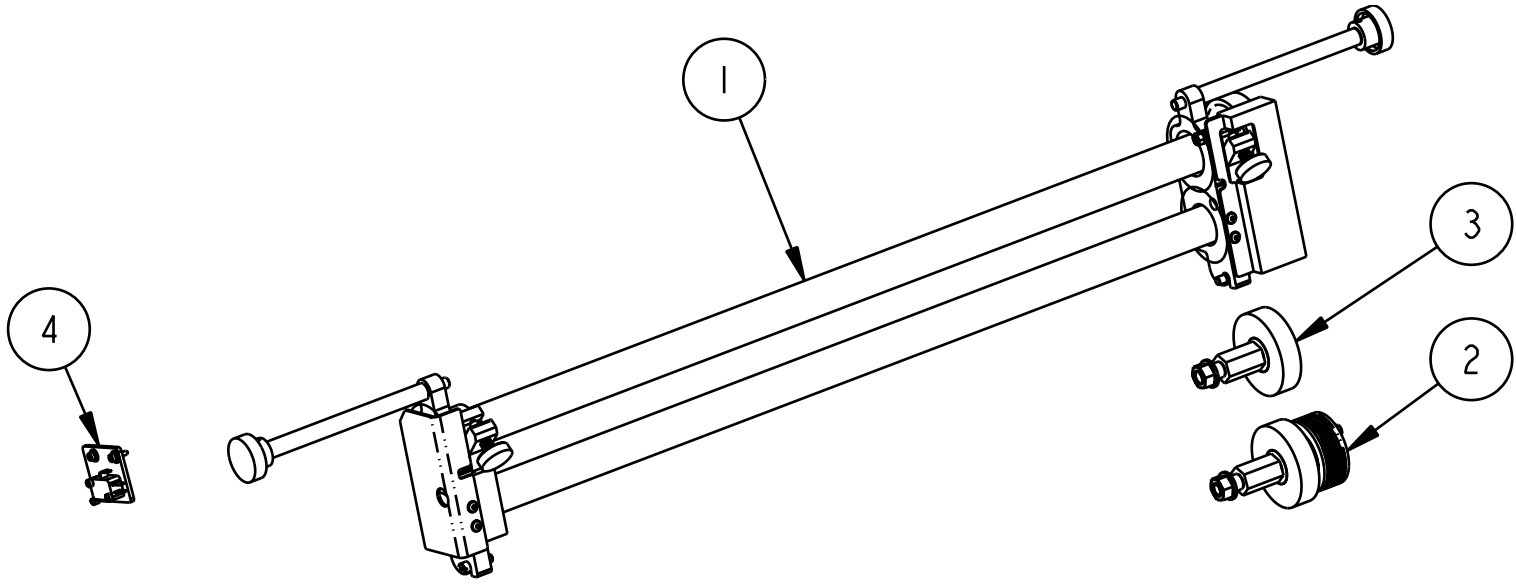
DESCRIPTION: PARTS-FOLD ROLL, PAR/8/16PG 1,2,3,4,5

ASSEMBLY NUMBER:

UNIT  
NAME: 2020 PILE FEEDER FOLDER**FK2001436**

REV:

SHEET 2 OF 2



DESCRIPTION: SHAFT-SLITTER, REMOVABLE

UNIT NAME: 2020 PILE FEEDER FOLDER

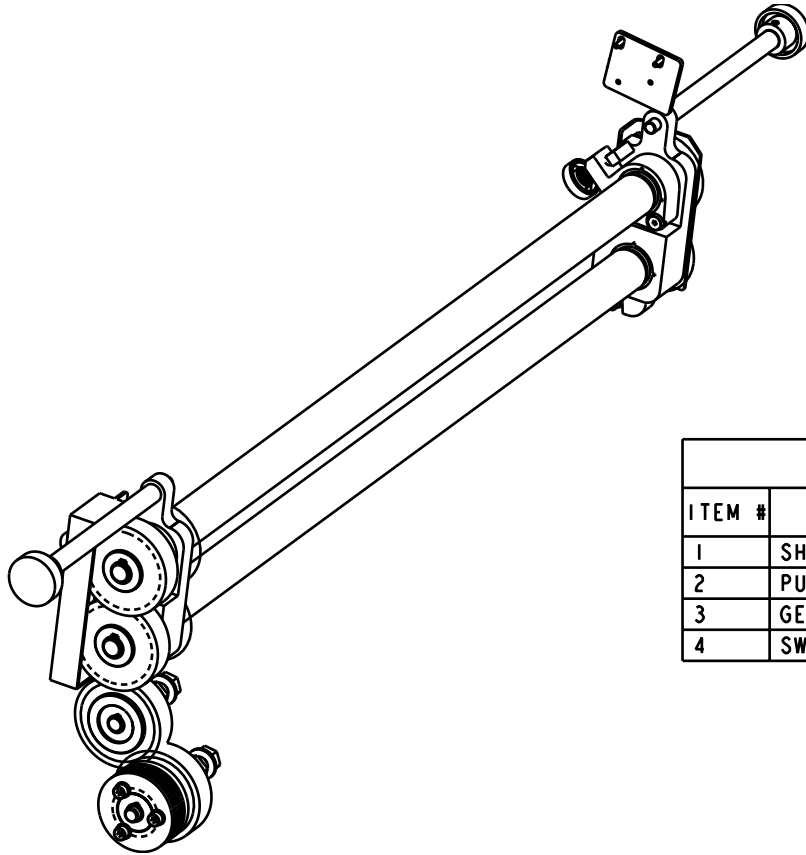
ASSEMBLY NUMBER:

**FK2001525**

REV:

SHEET 1 OF 2





FK2001525			
ITEM #	PART DESCRIPTION	PART #	QTY.
1	SHAFT-SLITTER, REMOVEABLE ASM.	FK2001355	1
2	PULLEY-REG. DRIVE W/GEAR ASM	FK2001358	1
3	GEAR ASM., W/ FIXED SHAFT	FK2001359	1
4	SWITCH-SLITTER SAFETY, 1320	FK2001395	1



DESCRIPTION: SHAFT-SLITTER, REMOVABLE

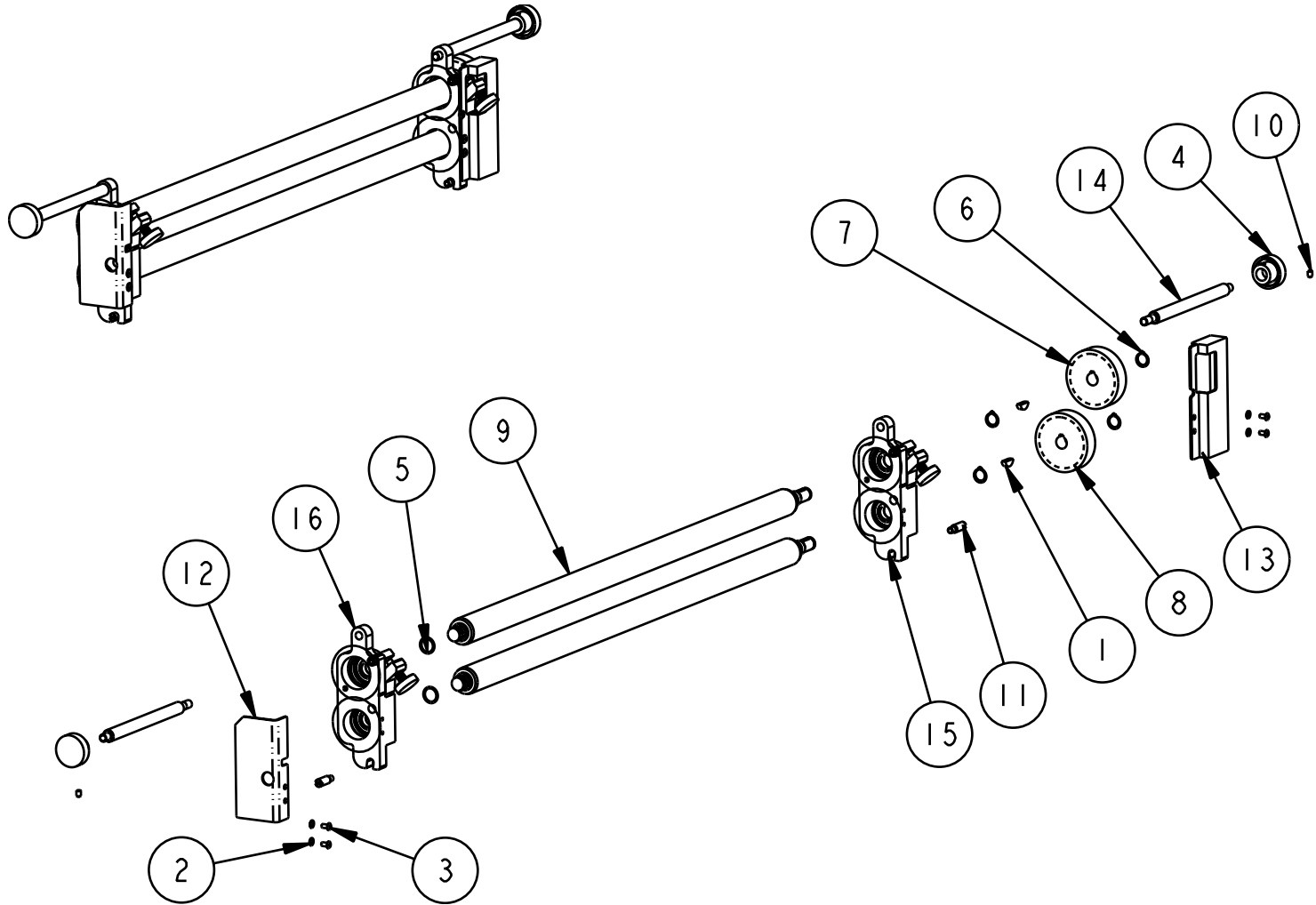
UNIT  
NAME: 2020 PILE FEEDER FOLDER

ASSEMBLY NUMBER:

**FK2001525**

REV:

SHEET 2 OF 2



DESCRIPTION: SHAFT-SLITTER, REMOVABLE.

UNIT NAME: 2020 PILE FEEDER FOLDER

ASSEMBLY NUMBER:

**FK2001355**

REV:

SHEET 1 OF 2

FK2001355			
ITEM #	PART DESCRIPTION	PART #	QTY.
1	KEY-WOODRUFF	200-576-01-00	2 -
2	WASHER-LOCK M04 INT TOOTH	*260-304-07-00	4 -
3	SCREW-BUT HD CAP M4X8 BLK	260-307-02-00	4 -
4	KNOB-REG BIAS	260-924-01-00	2 -
5	RING O	261-311-01-00	2 -
6	RING-RETAIN EXT M13X1 BLK	262-551-03-00	4 -
7	GEAR-SPUR 13T.6P.	264-530-01-00	1 -
8	GEAR-SPUR 13T.6P.	264-531-01-00	1 -
9	SHAFT-SLITTER	264-533-01-00	2 -
10	SCREW-SET CUP PT.#10-32X.25	20441	2 -
11	PIN-LOCATING, SLITTER HOUSING	FK0001494	2 -
12	GUARD-SLITTER, OPER SIDE	FK0001499	1 -
13	GUARD-SLITTER, NON-OPER	FK0001500	1 -
14	SCREW-SLITTER RETAINING	FK0001504	2 -
15	HOUSING-SLITTER SHAFT, OP.	FK2001363	1 -
16	HOUSING-SLITTER SHAFT, NONOP.	FK2001364	1 -



DESCRIPTION: SHAFT-SLITTER, REMOVABLE.

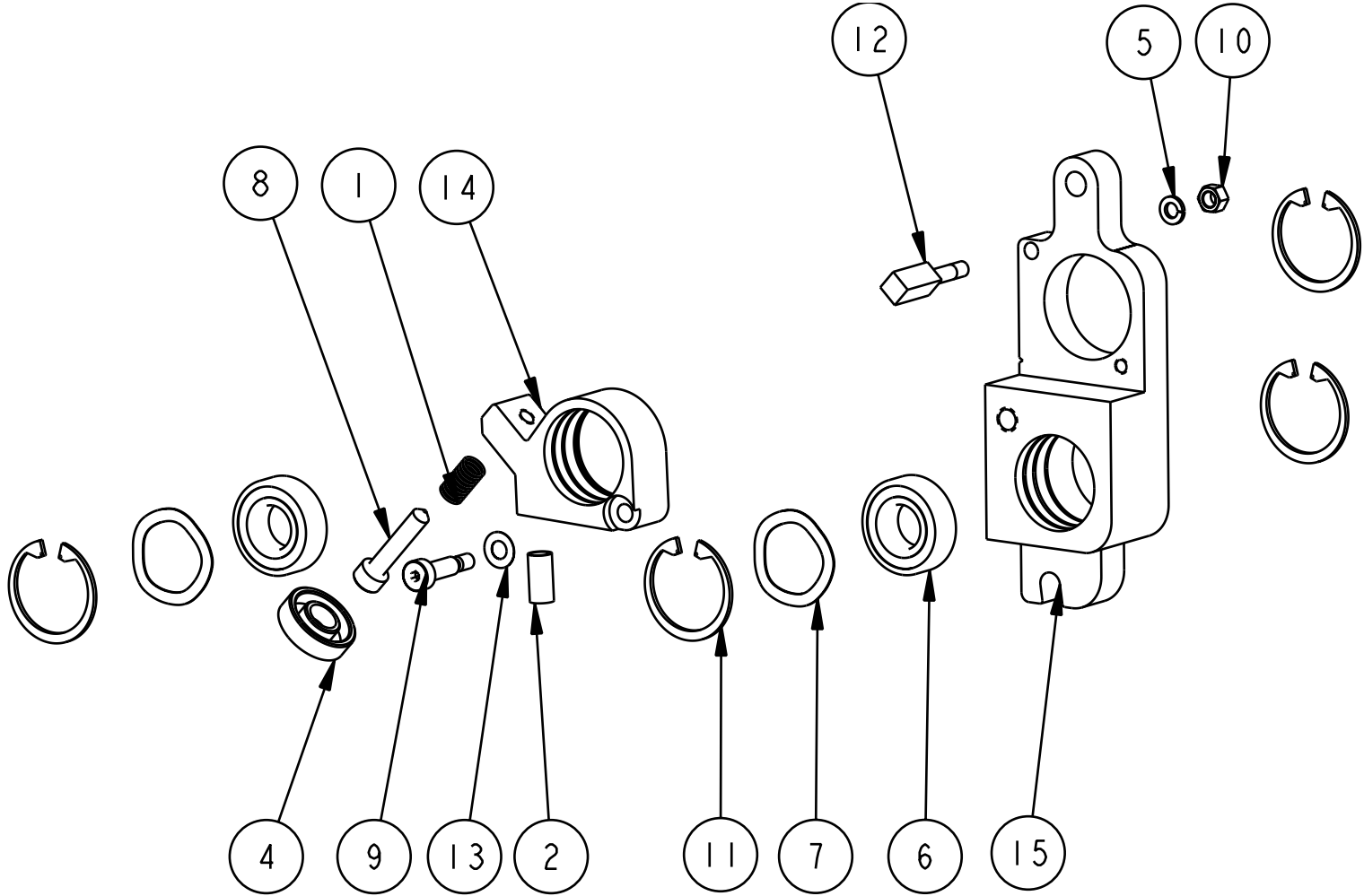
UNIT  
NAME: 2020 PILE FEEDER FOLDER

ASSEMBLY NUMBER:

**FK2001355**

REV:

SHEET 2 OF 2



DESCRIPTION: HOUSING-SLITTER ASM. OP.

ASSEMBLY NUMBER:

UNIT NAME: 2020 PILE FEEDER FOLDER

**FK2001363**

REV:

SHEET 1 OF 2

FK2001363			
ITEM #	PART DESCRIPTION	PART #	QTY.
1	SPRING-COMP PER PRINT	24159	1
2	SPRING	24216	1
3	LOCTITE 222	31428	.001
4	CAP-KNOB M6	34062	1
5	WASHER-LOCK SPLIT M5	261-056-03-00	1
6	BRG-BALL 15mmX32mmX9mm	261-168-01-00	2
7	SPRING-WAVE	261-748-01-00	2
8	SCREW-SOC HD CAP M6X30 BLK	262-320-11-00	1
9	SCREW-SHLDS SOC 6DXM5X16	262-497-04-00	1
10	NUT-HEX FULL M5 BLK	262-504-03-00	1
11	RING-RETAIN INT M32XI.2 BLK	262-552-06-00	4
12	BLOCK SCREW	263-195-01-00	1
13	SHIM-WASHER 6 X 12 X .1	264-903-01-00	1
14	HOUSING-PIVOT	264-946-01-00	1
15	HOUSING-SLITTER SHAFT	FK0001492	1

N/S



DESCRIPTION: HOUSING-SLITTER ASM. OP.

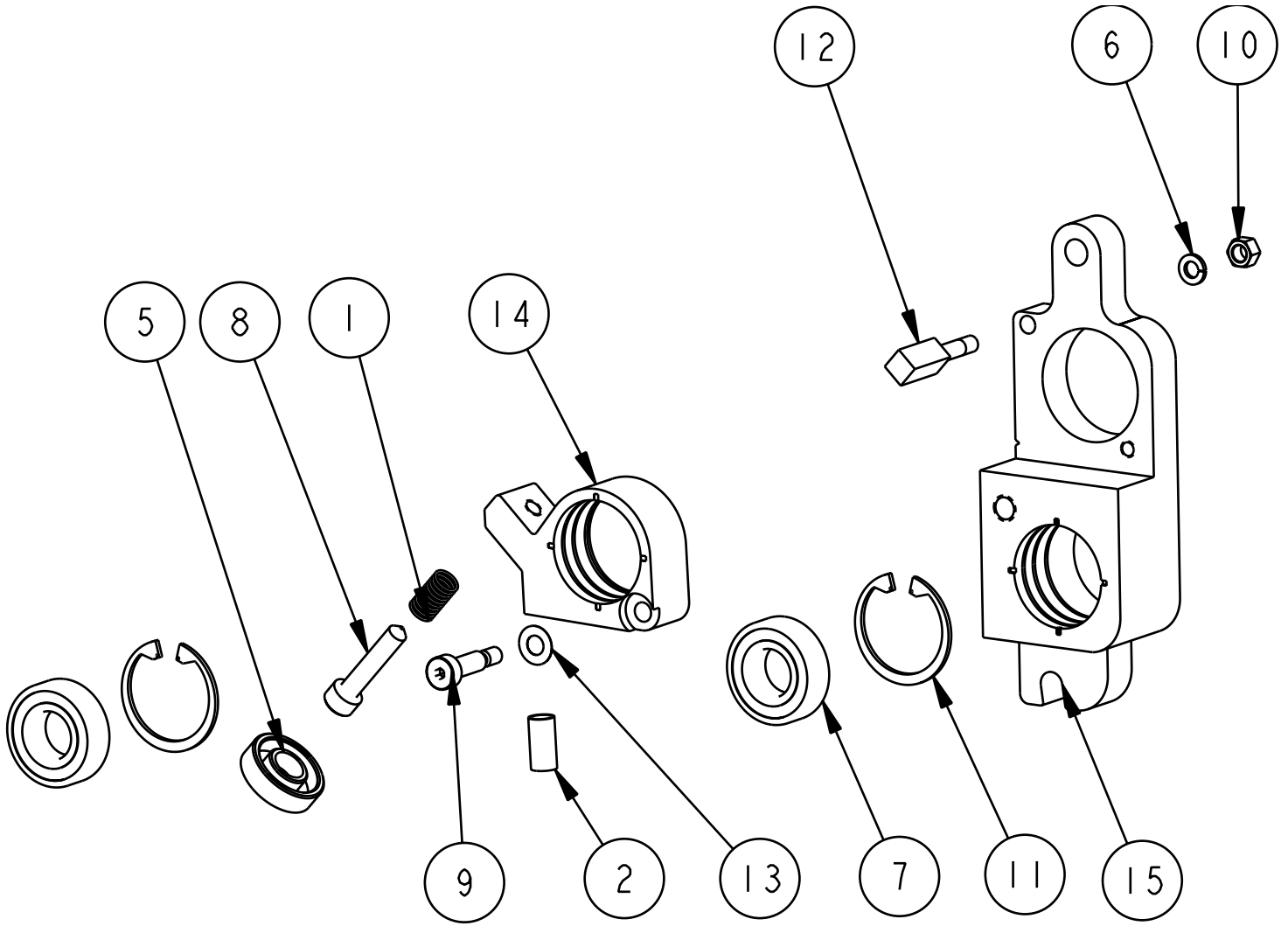
UNIT  
NAME: 2020 PILE FEEDER FOLDER

ASSEMBLY NUMBER:

**FK2001363**

REV:

SHEET 2 OF 2



DESCRIPTION: HOUSING-SLITTER ASM. NON.OP.

ASSEMBLY NUMBER:

**FK2001364**

UNIT NAME: 2020 PILE FEEDER FOLDER

REV:

SHEET 1 OF 2

FK2001364			
ITEM #	PART DESCRIPTION	PART #	QTY.
1	SPRING-COMP PER PRINT	24159	1
2	SPRING	24216	1
3	LOCTITE 609	24794	.001
4	LOCTITE 222	31428	.001
5	CAP-KNOB M6	34062	1
6	WASHER-LOCK SPLIT M5	261-056-03-00	1
7	BRG-BALL 15mmX32mmX9mm	261-168-01-00	2
8	SCREW-SOC HD CAP M6X30 BLK	262-320-11-00	1
9	SCREW-SHLDS SOC 6DXM5X16	262-497-04-00	1
10	NUT-HEX FULL M5 BLK	262-504-03-00	1
11	RING-RETAIN INT M32X1.2 BLK	262-552-06-00	2
12	BLOCK SCREW	263-195-01-00	1
13	SHIM-WASHER 6 X 12 X .1	264-903-01-00	1
14	HOUSING-PIVOT	264-946-01-00	1
15	HOUSING-SLITTER SHAFT	FK0001492	1

N/S

N/S



DESCRIPTION: HOUSING-SLITTER ASM. NON.OP.

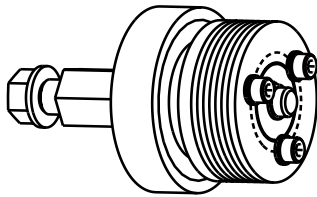
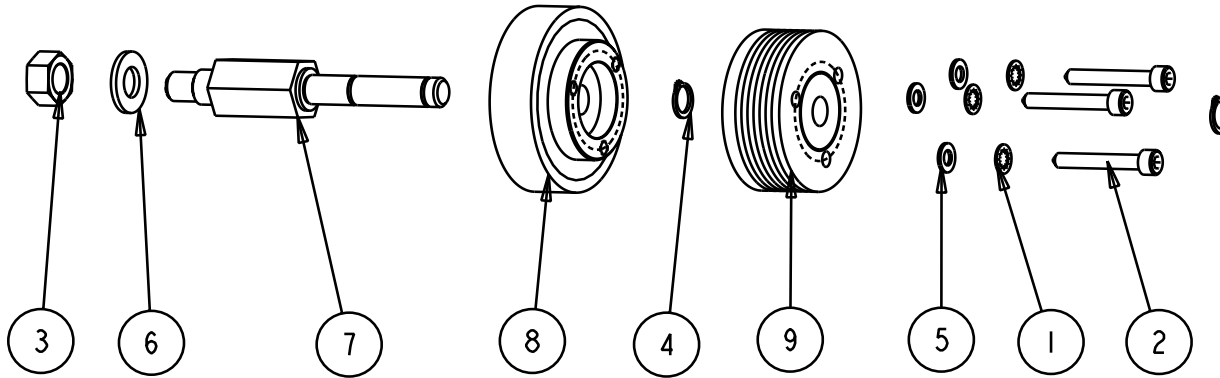
ASSEMBLY NUMBER:

**FK2001364**

REV:

UNIT  
NAME: 2020 PILE FEEDER FOLDER

SHEET 2 OF 2



FK2001358			
ITEM #	PART DESCRIPTION	PART #	QTY.
1	WASHER-LOCK M05 INT TOOTH +	260-304-08-00	3
2	SCREW-SOC HD CAP M5X35 BLK	262-491-11-00	3
3	NUT-HEX FULL M10 BLK	262-504-06-00	1
4	RING-RETAIN EXT M10X1 BLK	262-551-01-00	2
5	WASHER-PLAIN M5 5.3X10X1 BLK	262-709-03-00	3
6	WASHER-PLAIN M10 10.5X21X2 BLK	262-709-06-00	1
7	STUD-MTG. PLASTIC GEAR	FK0001490	1
8	GEAR-SPUR, PLASTIC W/BEARINGS	FK2001360	1
9	PULLEY-REG. DRIVE W/ BRGS	FK2001362	1



DESCRIPTION: PULLEY-REG, DRIVE W/GEAR

ASSEMBLY NUMBER:

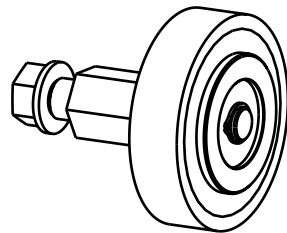
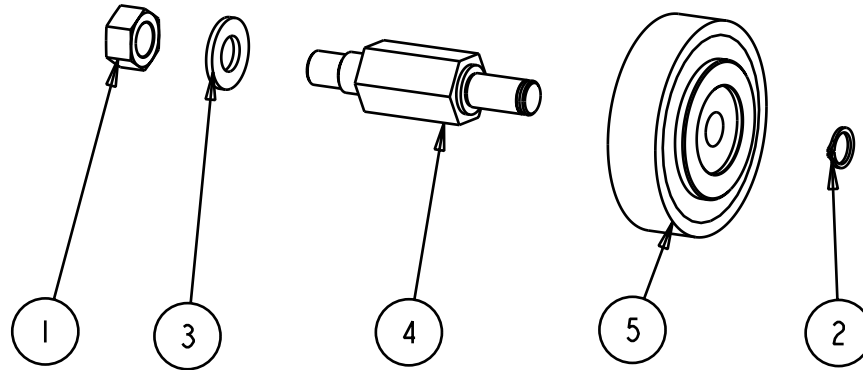
**FK2001358**

REV:

UNIT NAME: 2020 PILE FEEDER FOLDER

SHEET 1 OF 1





FK2001359			
ITEM #	PART DESCRIPTION	PART #	QTY.
1	NUT-HEX FULL M10 BLK	262-504-06-00	1 -
2	RING-RETAIN EXT M10X1 BLK	262-551-01-00	1 -
3	WASHER-PLAIN M10 10.5X21X2 BLK	262-709-06-00	1 -
4	STUD-GEAR, 73.50 LG.	FK0001491	1 -
5	GEAR-SPUR, STEEL W/BEARINGS	FK2001361	1 -



DESCRIPTION: GEAR W/ FIXED SHAFT

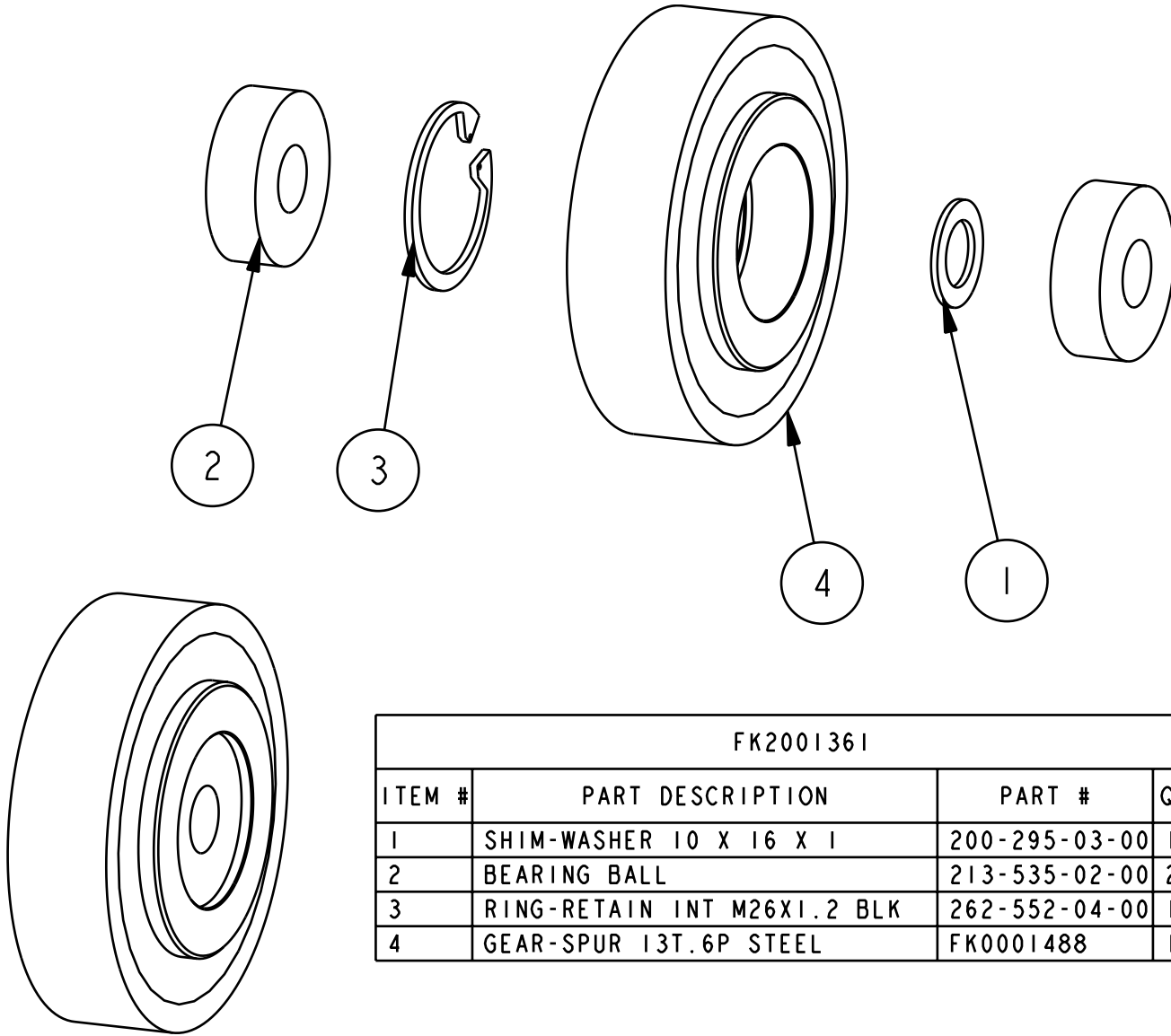
ASSEMBLY NUMBER:

UNIT NAME: 2020 PILE FEEDER FOLDER

**FK2001359**

REV:

SHEET 1 OF 1



FK2001361			
ITEM #	PART DESCRIPTION	PART #	QTY.
1	SHIM-WASHER 10 X 16 X 1	200-295-03-00	1
2	BEARING BALL	213-535-02-00	2
3	RING-RETAIN INT M26X1.2 BLK	262-552-04-00	1
4	GEAR-SPUR 13T.6P STEEL	FK0001488	1



DESCRIPTION: GEAR-SPUR, STEEL W/BEARINGS

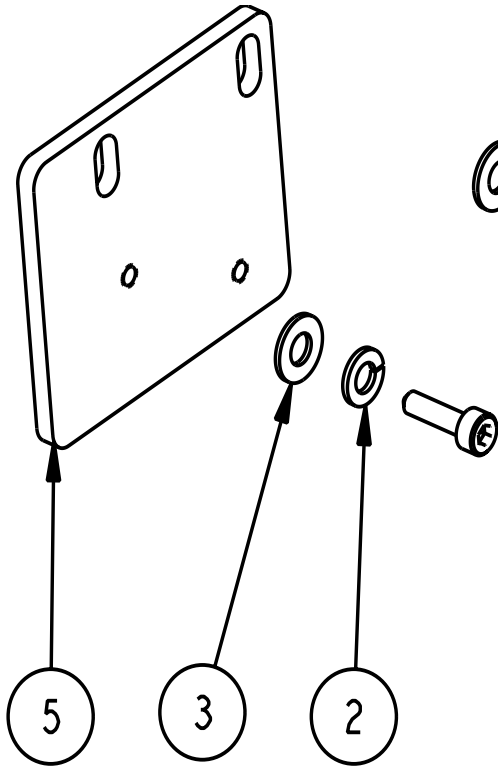
ASSEMBLY NUMBER:

**FK2001361**

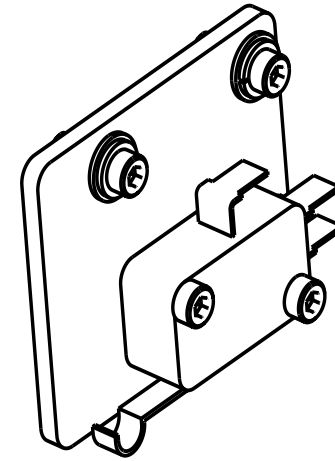
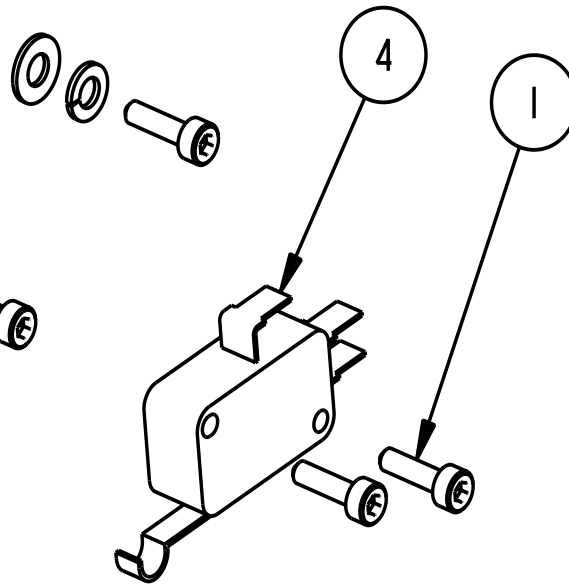
REV:

UNIT NAME: 2020 PILE FEEDER FOLDER

SHEET 1 OF 1



SCALE 1.000



SCALE 1.000

FK2001395			
ITEM #	PART DESCRIPTION	PART #	QTY.
1	SCREW-SOC HD CAP M3X12 BLK	260-646-06-00	4
2	WASHER-LOCK SPLIT M4	261-056-02-00	2
3	WASHER-PLAIN M4 4.3X9X0.8 BLK	262-709-02-00	2
4	SWITCH- LIMIT, MINIATURE	264-011-01-00	1
5	PLATE-SLTR SAFETY SW MNTG, 1320	FK0001527	1



DESCRIPTION: SWITCH-SLITTER, SAFETY

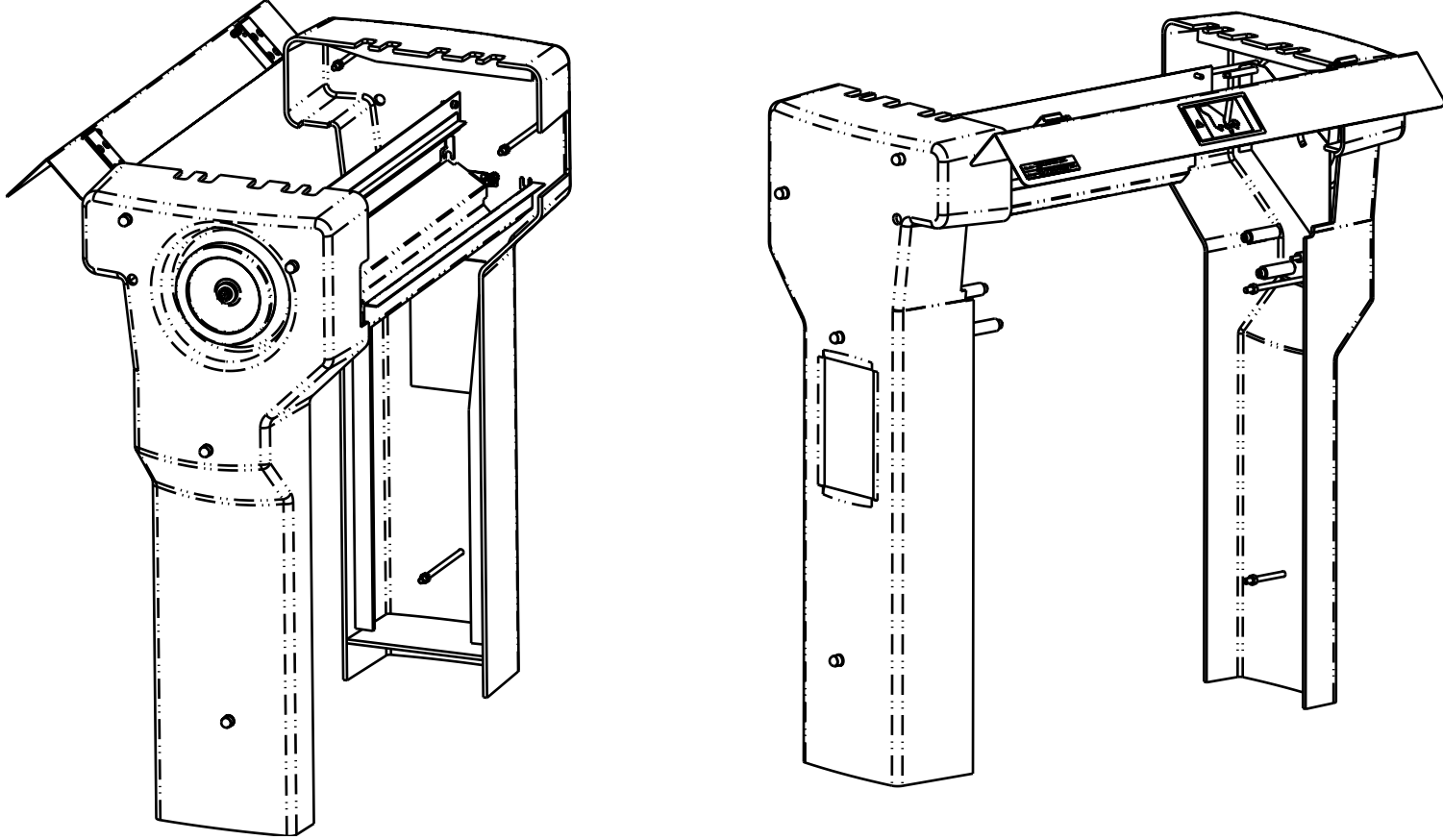
ASSEMBLY NUMBER:

**FK2001395**

REV:

UNIT NAME: 2020 PILE FEEDER FOLDER

SHEET 1 OF 1



DESCRIPTION: GUARD-FOLDER, PARALLEL

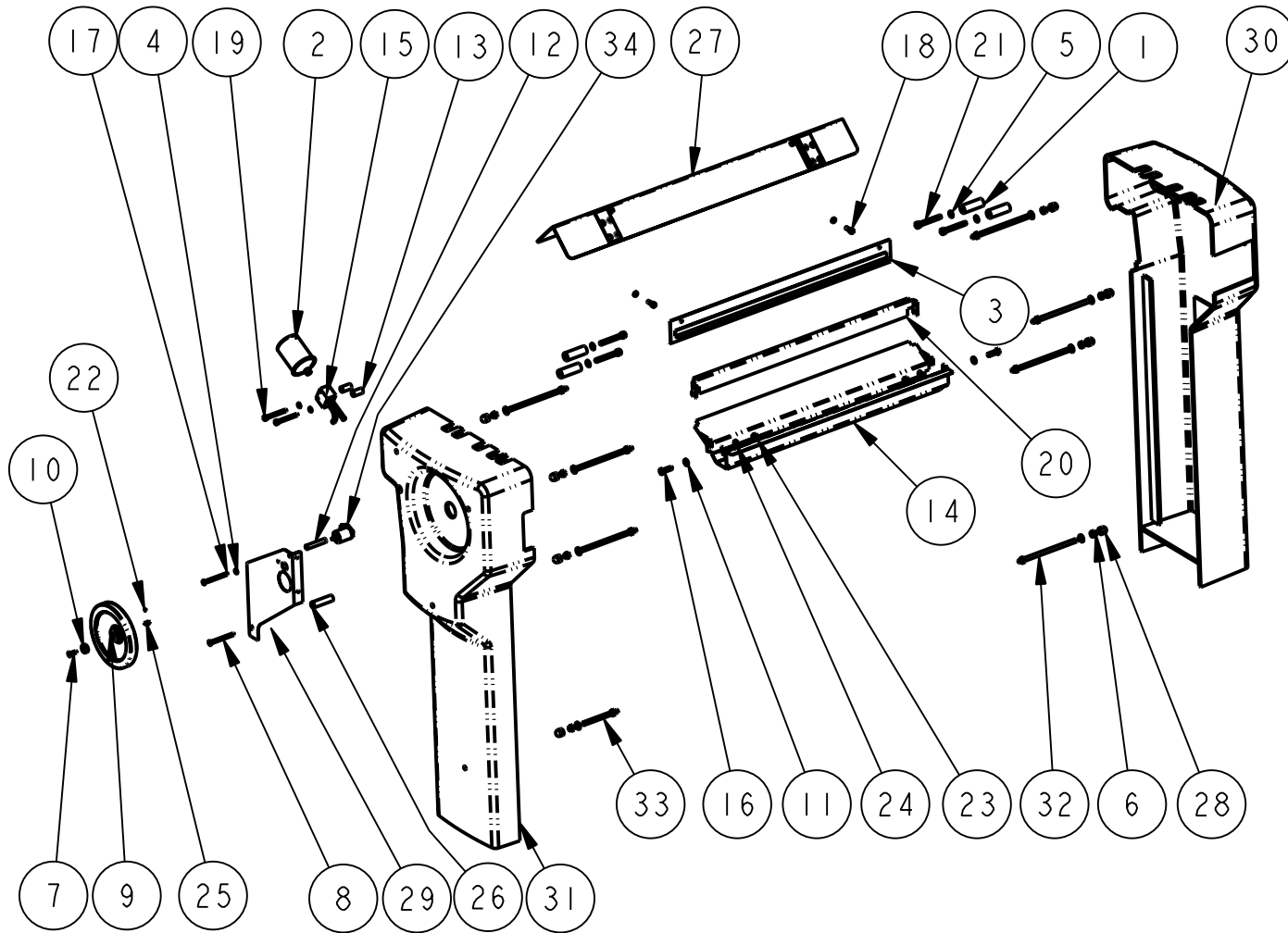
UNIT NAME: 2020 PILE FEEDER FOLDER

ASSEMBLY NUMBER:

**FK2001357**

REV:

SHEET 1 OF 3



DESCRIPTION: GUARD-FOLDER, PARALLEL

ASSEMBLY NUMBER:

REV:

UNIT  
NAME: 2020 PILE FEEDER FOLDER

FK2001357

SHEET 2 OF 3

FK2001357			
ITEM #	PART DESCRIPTION	PART #	QTY.
1	SPACER (TUBE 0.35X0.75X2.20)	200-395-29-00	4
2	LUBRICATOR-PERMA VISCOGEN	228-326-01-00	1
3	GUARD- ROLL, REAR	260-229-01-00	1
4	WASHER-LOCK M06 INT TOOTH +	260-304-09-00	5
5	WASHER-LOCK M08 INT TOOTH +	260-304-10-00	4
6	NUT-LOCK,ELASTIC STOP M8 REG	260-309-08-00	8
7	SCREW-FLT HD SOC M6X20 BLK	260-319-04-00	1
8	SCREW-FLT HD SOC M6X70 BLK	260-319-08-00	1
9	HANDWHEEL -SAFETY	260-515-01-00	1
10	WASHER-COUNTERSUNK	260-588-01-00	1
11	WASHER-LOCK SPLIT M8	261-056-05-00	2
12	SPACER - GEAR COVER	261-248-01-00	1
13	SPACER-LUBE BLOCK	261-525-01-00	2
14	GUARD-REGISTER DRIVE	261-858-01-00	1
15	ASSY- LUBE BLOCK	262-026-BG-01	1
16	SCREW-HEX HD CAP M8X25	262-153-25-00	2
17	SCREW-HEX HD CAP M6X65	262-155-65-00	1

18	SCREW-SOC HD CAP M6X20 BLK	262-320-09-00	2
19	SCREW-SOC HD CAP M6X60 BLK	262-320-17-00	2
20	GUARD-LOWER ROLL	262-419-01-00	1
21	SCREW-SOC HD CAP M8X65 BLK	262-492-15-00	4
22	SCREW-SET SOC FLT M4X4 BLK	262-503-01-00	1
23	NUT-HEX FULL M8 BLK	262-504-05-00	10
24	WASHER-PLAIN M8 8.4X17X1.6 BLK	262-709-05-00	10
25	KEY- WOODRUFF, SPECIAL	263-532-01-00	1
26	SPACER GEAR COVER	263-535-01-00	1
27	GUARD-SLITTER	264-406-BG-01	1
28	CAP-HEX COVER	279-581-08-00	8
29	SHIELD-GREASE, UPPER 1320	FK0001495	1
30	GUARD-NON-OPER SIDE, 1320 PAR	FK0001501	1
31	GUARD-OPER SIDE, 1320 PAR	FK0001502	1
32	ROD-THREADED, M8 X 169 LG.	FK0001503	7
33	ROD-THREADED,M8 X 100 LG.	FK0001559	1
34	ENCODER-ASSY, 1300 W/HDW	FK2000351	1



DESCRIPTION: GUARD-FOLDER, PARALLEL

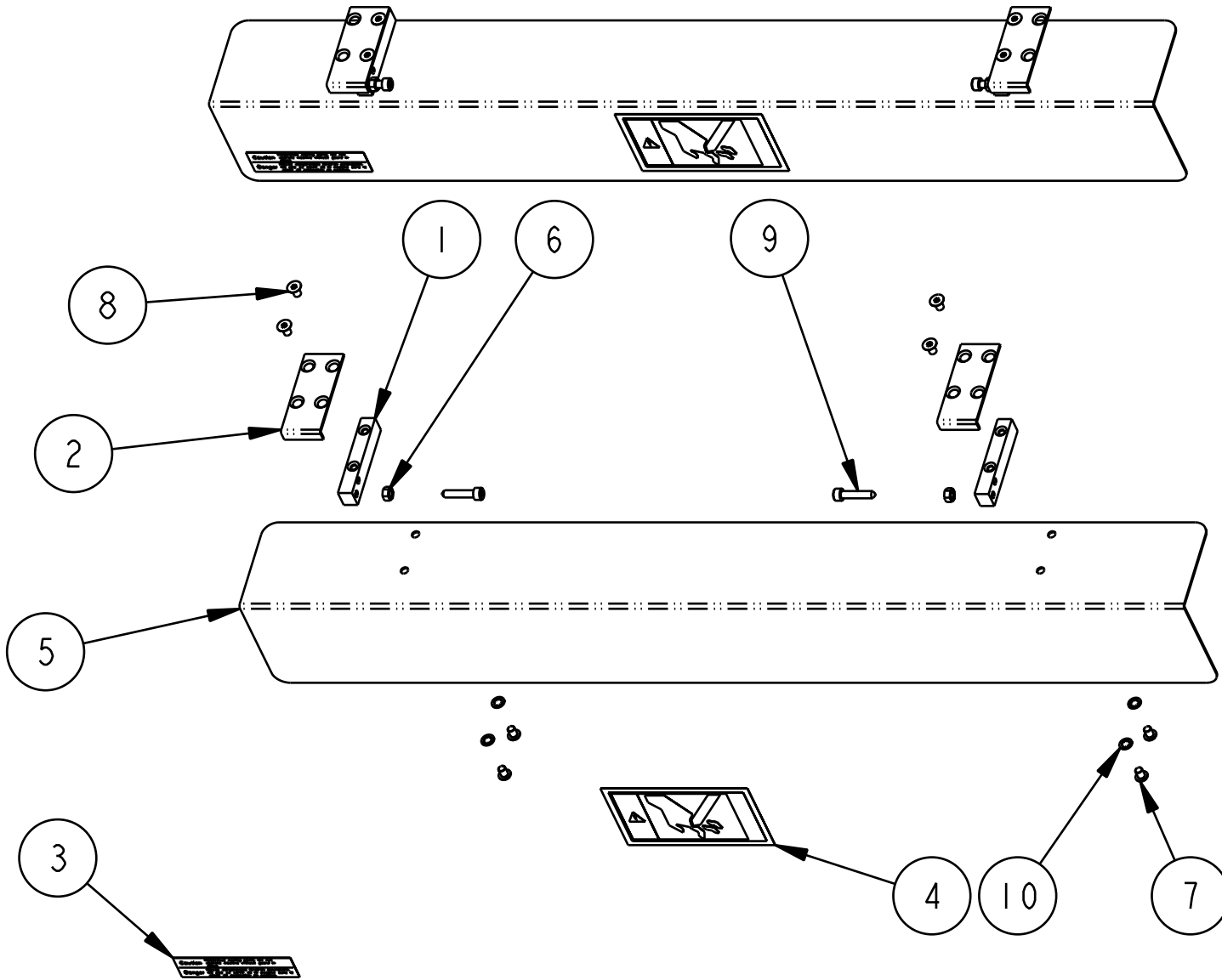
UNIT NAME: 2020 PILE FEEDER FOLDER

ASSEMBLY NUMBER:

**FK2001357**

REV:

SHEET 3 OF 3



DESCRIPTION: GUARD-SLITTER

UNIT NAME: 2020 PILE FEEDER FOLDER

ASSEMBLY NUMBER:

264-406-BG-01

REV:

SHEET 1 OF 2

264-406-BG-01			
ITEM #	PART DESCRIPTION	PART #	QTY.
1	BAR-GUARD MOUNTING	264-400-01-00	2
2	BRACKET-GUARD	264-399-01-00	2
3	CAUTION LABEL	267-634-01-00	1
4	DECAL-KNIFE WARNING (HORIZONTAL)	276-744-01-00	1
5	GUARD-SLITTER SHAFT	264-397-01-00	1
6	NUT-HEX FULL M6 BLK	262-504-04-00	2
7	SCREW-BUT HD CAP M6X8 BLK	261-053-01-00	4
8	SCREW-FLT HD SOC M6X10 BLK	260-319-02-00	4
9	SCREW-SOC HD CAP M6X30 BLK	262-320-11-00	2
10	WASHER-LOCK M06 INT TOOTH +	260-304-09-00	4



DESCRIPTION: GUARD-SLITTER

UNIT NAME: 2020 PILE FEEDER FOLDER

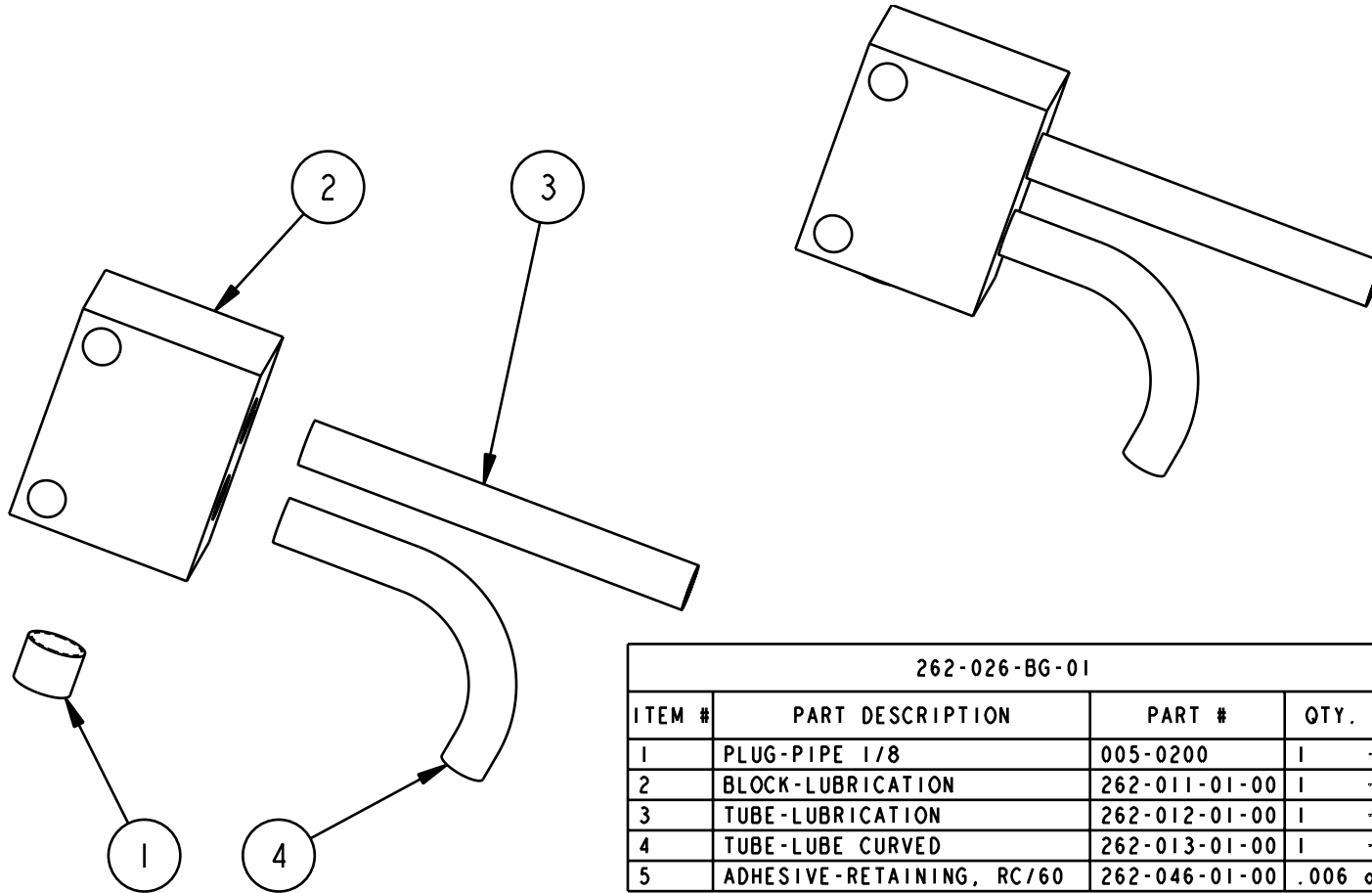
ASSEMBLY NUMBER:

**264-406-BG-01**

REV:

SHEET 2 OF 2





262-026-BG-01			
ITEM #	PART DESCRIPTION	PART #	QTY.
1	PLUG-PIPE 1/8	005-0200	1
2	BLOCK-LUBRICATION	262-011-01-00	1
3	TUBE-LUBRICATION	262-012-01-00	1
4	TUBE-LUBE CURVED	262-013-01-00	1
5	ADHESIVE-RETAINING, RC/60	262-046-01-00	.006 oz.

NOTE: COMPONENT # 5 NOT SHOWN



DESCRIPTION: ASSEMBLY-LUBE BLOCK

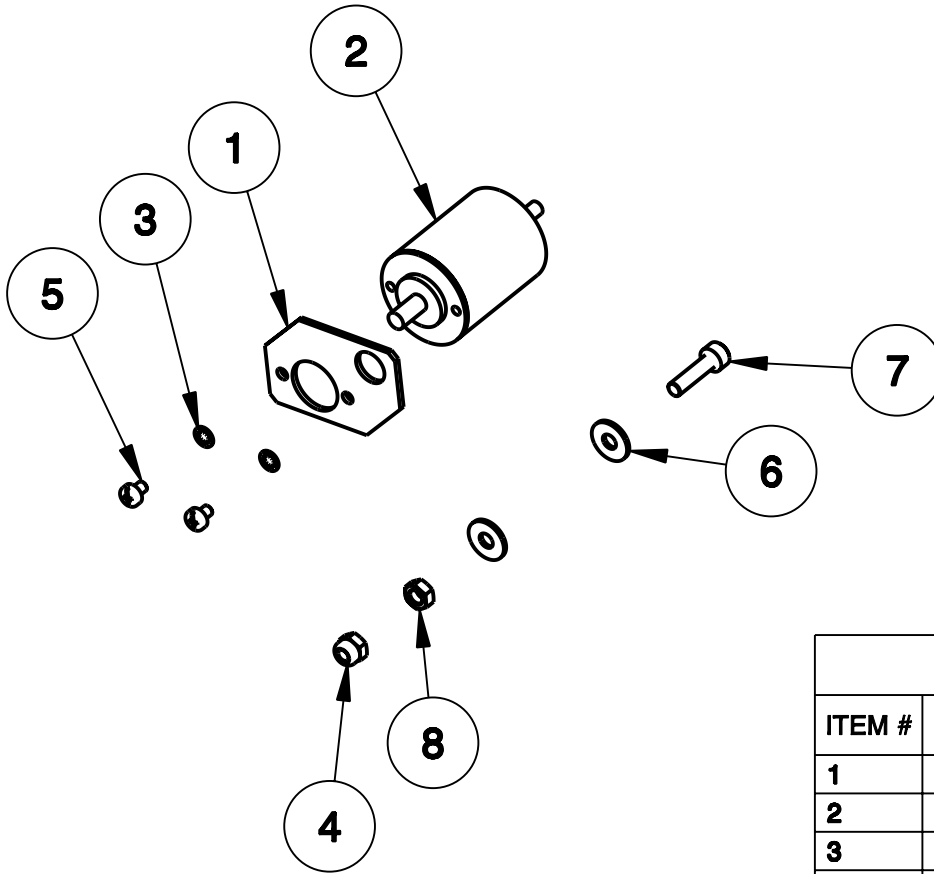
UNIT NAME: 2020 PILE FEEDER FOLDER

ASSEMBLY NUMBER:

**262-026-BG-01**

REV:

SHEET 1 OF 1



FK2000351			
ITEM #	PART DESCRIPTION	PART #	QTY.
1	PLATE, ENCODER MTG	237-695-02-00	1
2	ENCODER 200 P/REV	245-500-01-00	1
3	WASHER-LOCK M03 INT TOOTH	260-304-05-00	2
4	NUT-LOCK,ELASTIC STOP M4 REG	260-309-05-00	1
5	SCREW-PAN HD FREEDRIV M3X4	260-667-01-00	2
6	WASHER-LARGE OD FLAT M4	261-414-03-00	2
7	SCREW-SOC HD CAP M4X16 BLK	262-490-05-00	1
8	NUT-HEX FULL M4 BLK	262-504-02-00	1



DESCRIPTION: ASSEMBLY-ENCODER, W/HDW

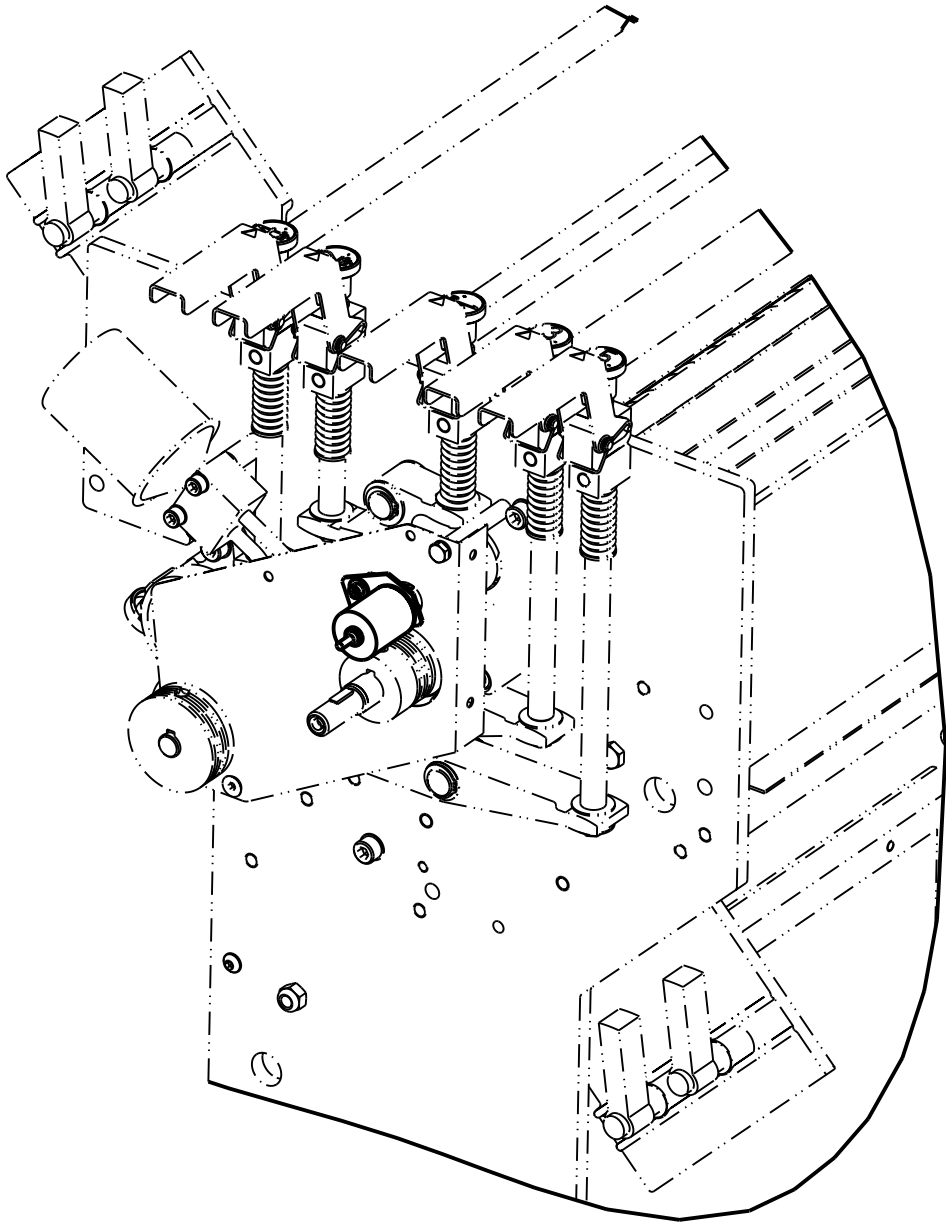
ASSEMBLY NUMBER:

**FK2000351**

REV:

UNIT NAME: 2020 PILE FEEDER FOLDER

SHEET 1 OF 2



SECTION 4 - 43

TP10316-4



DESCRIPTION: ASSEMBLY-ENCODER, W/HDW

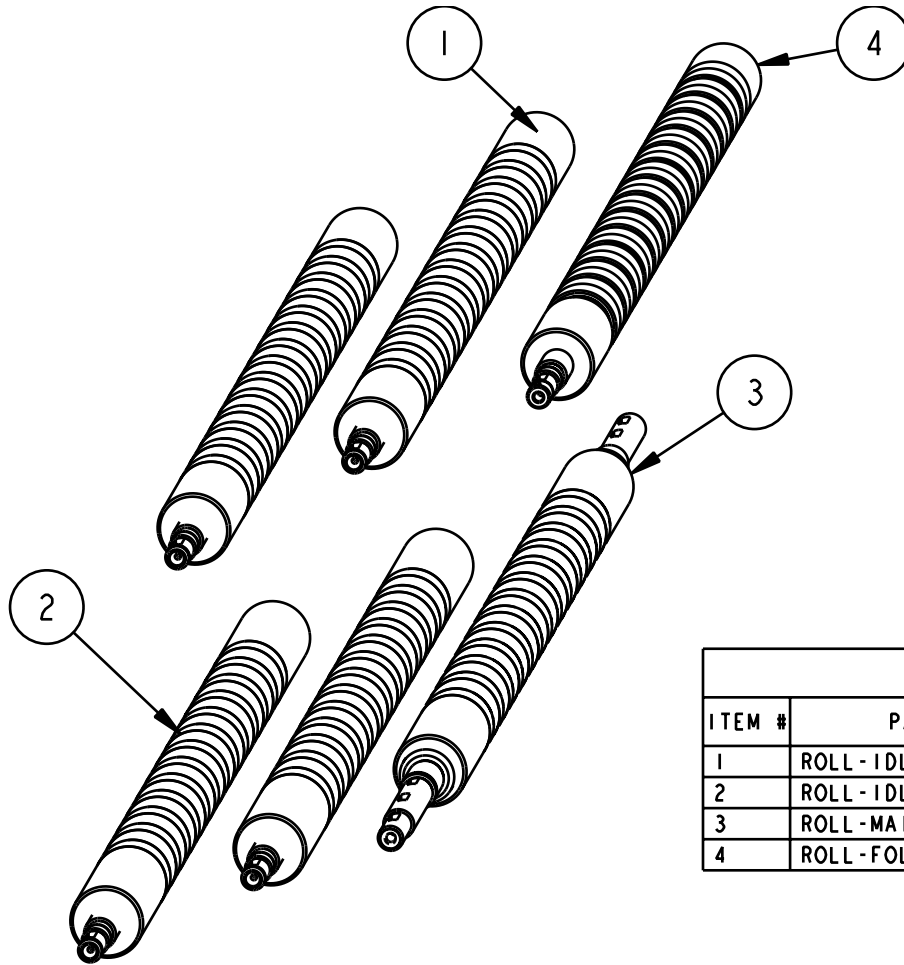
ASSEMBLY NUMBER:

UNIT NAME: 2020 PILE FEEDER FOLDER

**FK2000351**

REV:

SHEET 2 OF 2



FK2001498			
ITEM #	PART DESCRIPTION	PART #	QTY.
1	ROLL-IDLER, FOLD	261-215-BG-01	2
2	ROLL-IDLER, FOLD	261-215-BG-02	2
3	ROLL-MAIN DRIVE, COMBINATION	262-184-BG-01	1
4	ROLL-FOLD, #1 IDLER	267-380-BG-01	1



DESCRIPTION: ROLL-FOLD, PARALLEL

UNIT NAME: 2020 PILE FEEDER FOLDER

ASSEMBLY NUMBER:

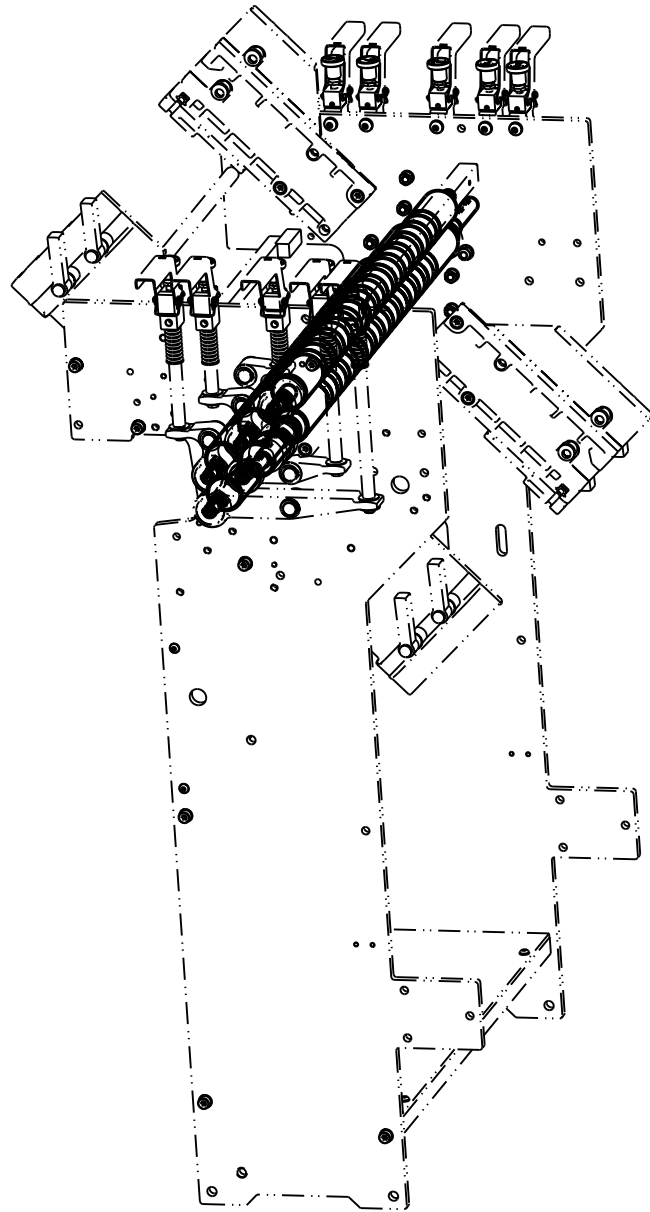
**FK2001498**

REV:

SHEET 1 OF 2

SECTION 4 - 45

TP10316-4



DESCRIPTION: ROLL-FOLD, PARALLEL

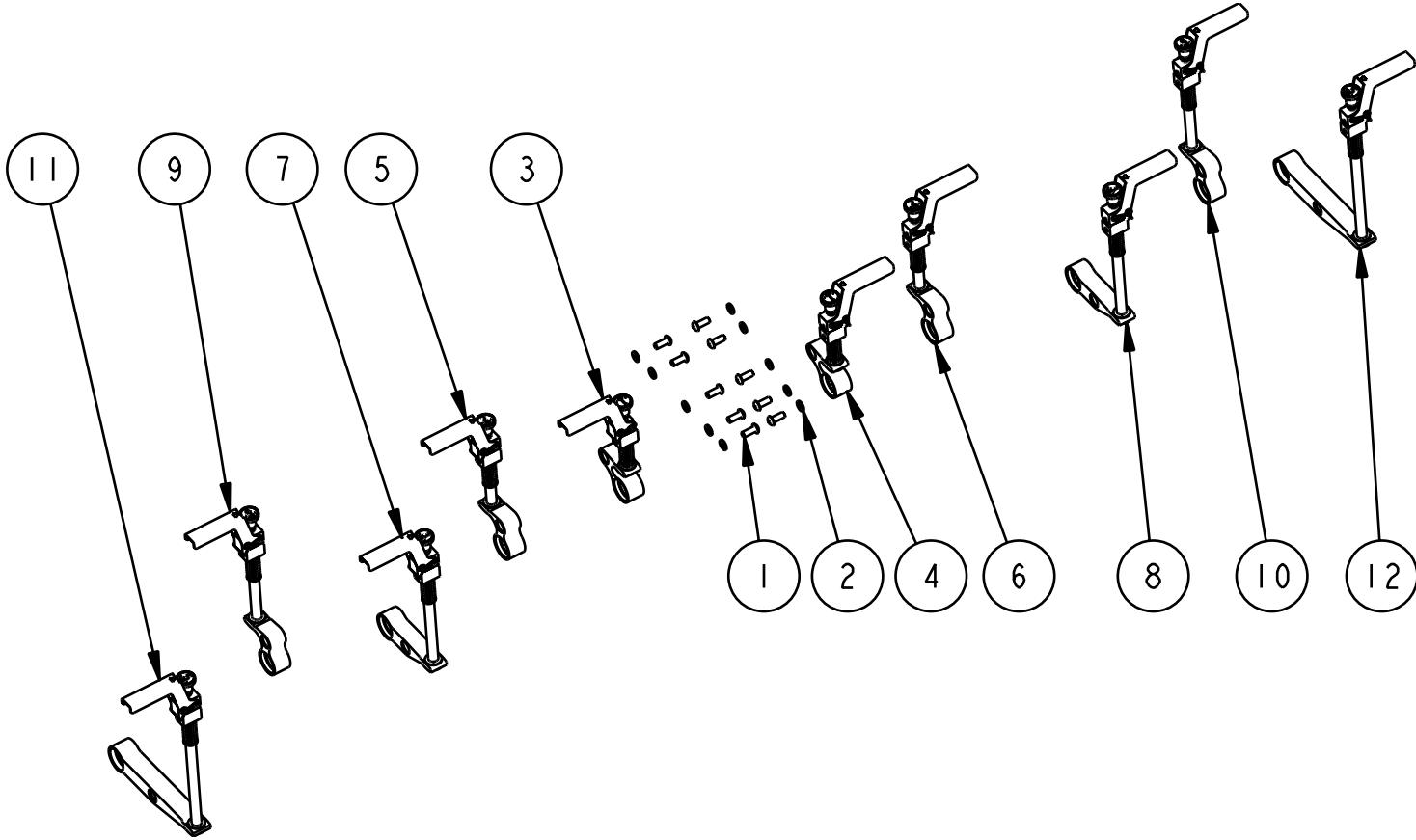
UNIT NAME: 2020 PILE FEEDER FOLDER

ASSEMBLY NUMBER:

**FK2001498**

REV:

SHEET 2 OF 2



DESCRIPTION: GAPSET-FOLDER

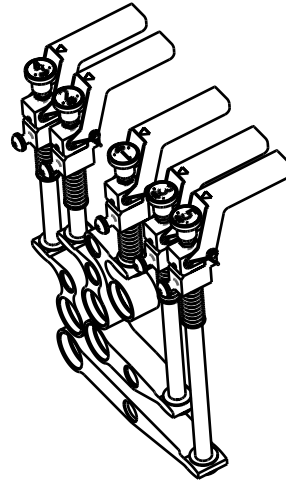
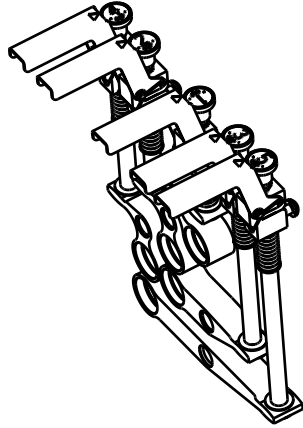
ASSEMBLY NUMBER:

UNIT NAME: 2020 PILE FEEDER FOLDER

**FK2001379**

REV:

SHEET 1 OF 2



FK2001379			
ITEM #	PART DESCRIPTION	PART #	QTY.
1	SCREW-BUT HD CAP M8X20 BLK	260-440-04-00	10
2	WASHER-LOCK SPLIT M8	261-056-05-00	10
3	GAPSET ASSY. -#1 L.H.	261-288-BG-01	1
4	GAPSET ASSY. -#1 R.H.	261-288-BG-01	1
5	GAPSET ASSY. -#2 L.H.	261-290-BG-01	1
6	GAPSET ASSY. -#2 R.H.	261-290-BG-01	1
7	GAPSET ASSY. -#3 L.H.	261-292-BG-01	1
8	GAPSET ASSY. -#3 R.H.	261-292-BG-01	1
9	GAPSET ASSY. -#4 L.H.	261-294-BG-01	1
10	GAPSET ASSY. -#4 R.H.	261-294-BG-01	1
11	GAPSET ASSY. -#5 L.H.	261-296-BG-01	1
12	GAPSET ASSY. -#5 R.H.	261-296-BG-01	1



DESCRIPTION: GAPSET-FOLDER

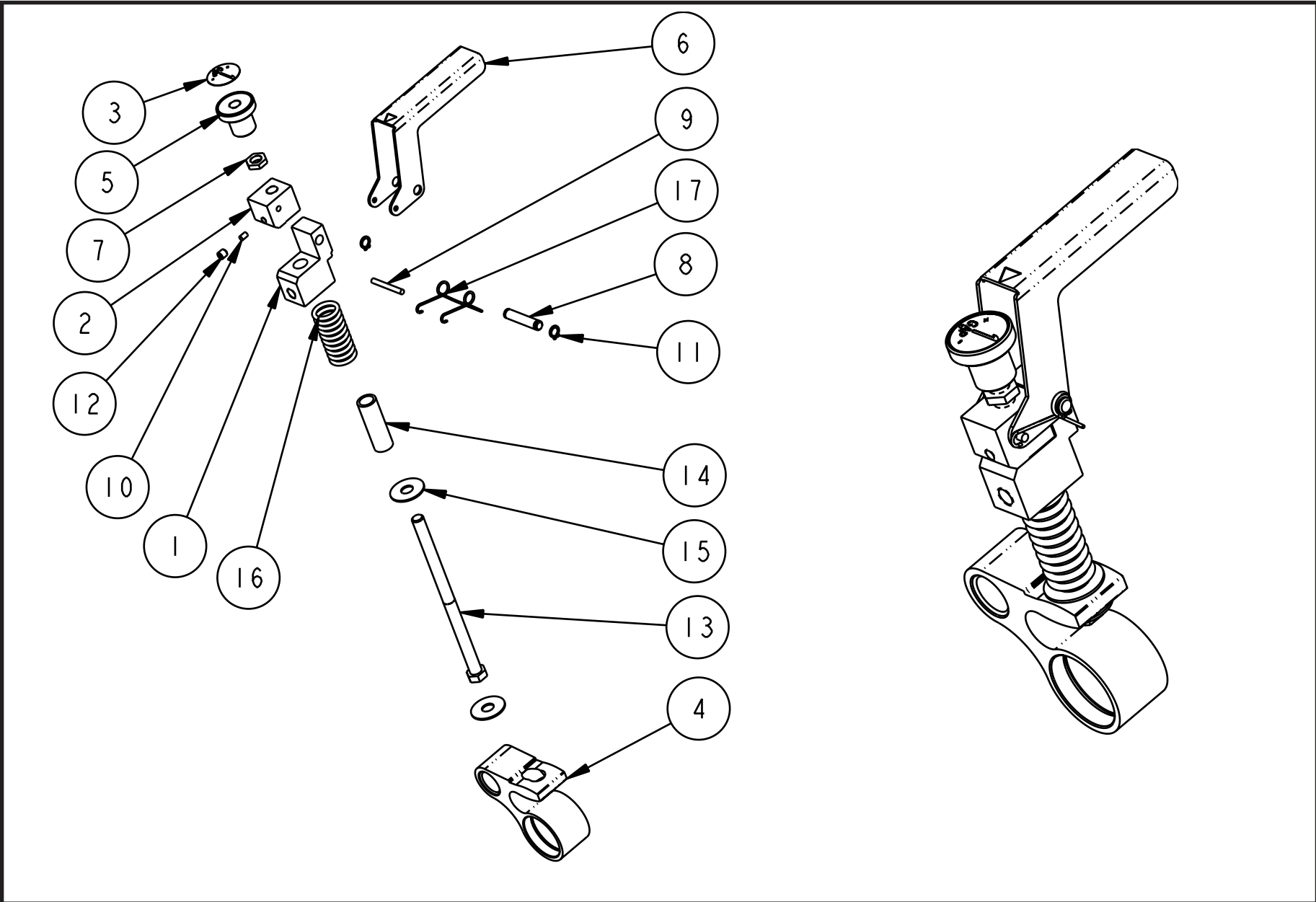
UNIT NAME: 2020 PILE FEEDER FOLDER

ASSEMBLY NUMBER:

FK2001379

REV:

SHEET 2 OF 2



DESCRIPTION: GAPSET ASSEMBLY - #1

UNIT NAME: 2020 PILE FEEDER FOLDER

ASSEMBLY NUMBER:

261-288-BG-01

REV:

SHEET 1 OF 2



261-288-BG-01			
ITEM #	PART DESCRIPTION	PART #	QTY.
1	BLOCK-BOTTOM,GAPSET	261-246-01-00	1
2	BLOCK-TOP	261-244-01-00	1
3	DIAL-BAUMSET #1	47433-001	1
4	HOUSING ASSY.-BRG.,#1 ROLL	261-297-BG-01	1
5	KNOB- BAUMSET	47701	1
6	LEVER- GAPSET	47702	1
7	NUT-5/16-32 PER PRINT	43816	1
8	PIN- PIVOT	41923	1
9	PIN-SPRING MED .125X1.125	23727	1
10	PLUG-BINDER	261-233-01-00	1
11	RING-RETAINING, .250	22167	2
12	SCREW-SET SOC FLT M5X5 BLK	261-658-02-00	1
13	SCREW-TENSION, #1	261-226-01-00	1
14	SPACER-SPRING, GAPSET	261-234-01-00	1
15	SPRING-BLVILLF,23X8.2X1	31050	2
16	SPRING-COMP PER PRINT	06491	1
17	SPRING-TORSION	41925	1



DESCRIPTION: GAPSET ASSEMBLY - #1

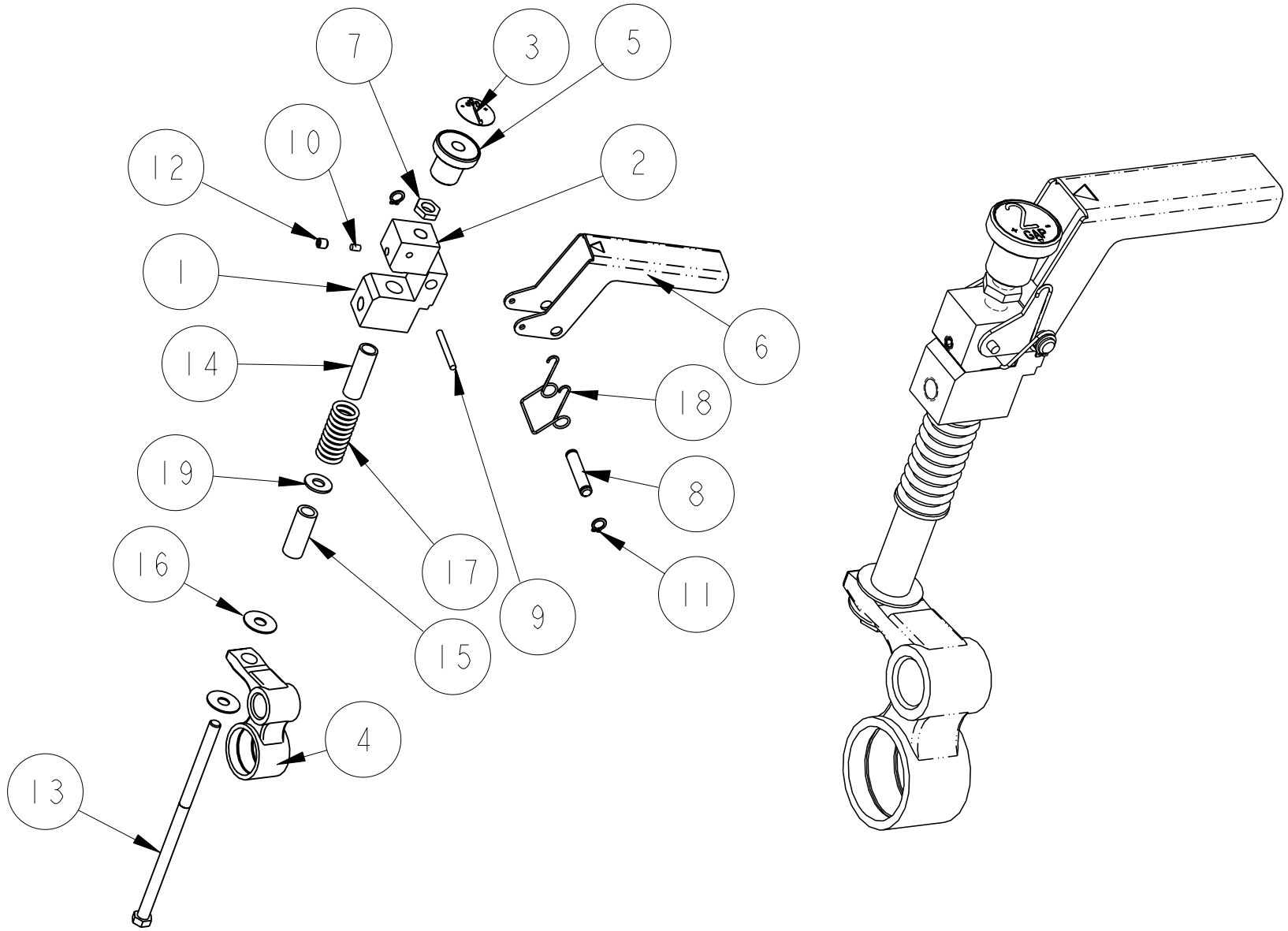
UNIT NAME: 2020 PILE FEEDER FOLDER

ASSEMBLY NUMBER:

**261-288-BG-01**

REV:

SHEET 2 OF 2



DESCRIPTION: GAPSET ASSEMBLY - #2

UNIT NAME: 2020 PILE FEEDER FOLDER

ASSEMBLY NUMBER:

261-290-BG-01

REV:

SHEET 1 OF 2

261-290-BG-01			
ITEM #	PART DESCRIPTION	PART #	QTY.
1	BLOCK-BOTTOM,GAPSET	261-246-01-00	1
2	BLOCK-TOP	261-244-01-00	1
3	DIAL-BAUMSET #1	47433-002	1
4	HOUSING ASSY. -BRG., #2 & #4 ROL	261-298-BG-01	1
5	KNOB- BAUMSET	47701	1
6	LEVER- GAPSET	47702	1
7	NUT-5/16-32 PER PRINT	43816	1
8	PIN- PIVOT	41923	1
9	PIN-SPRING MED .125X1.125	23727	1
10	PLUG-BINDER	261-233-01-00	1
11	RING-RETAINING, .250	22167	2
12	SCREW-SET SOC FLT M5X5 BLK	261-658-02-00	1
13	SCREW-TENSION, #2	261-226-02-00	1
14	SPACER-SPRING, GAPSET	261-234-01-00	1
15	SPACER-SPRING, #2	261-225-04-00	1
16	SPRING-BLVILLE 23X8.2X1	31050	2
17	SPRING-COMP PER PRINT	06491	1
18	SPRING-TORSION	41925	1
19	WASHER-PLAIN .33X.75X.06	20492	1



DESCRIPTION: GAPSET ASSEMBLY - #2

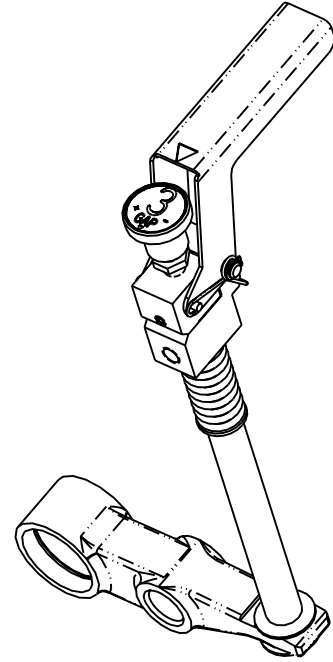
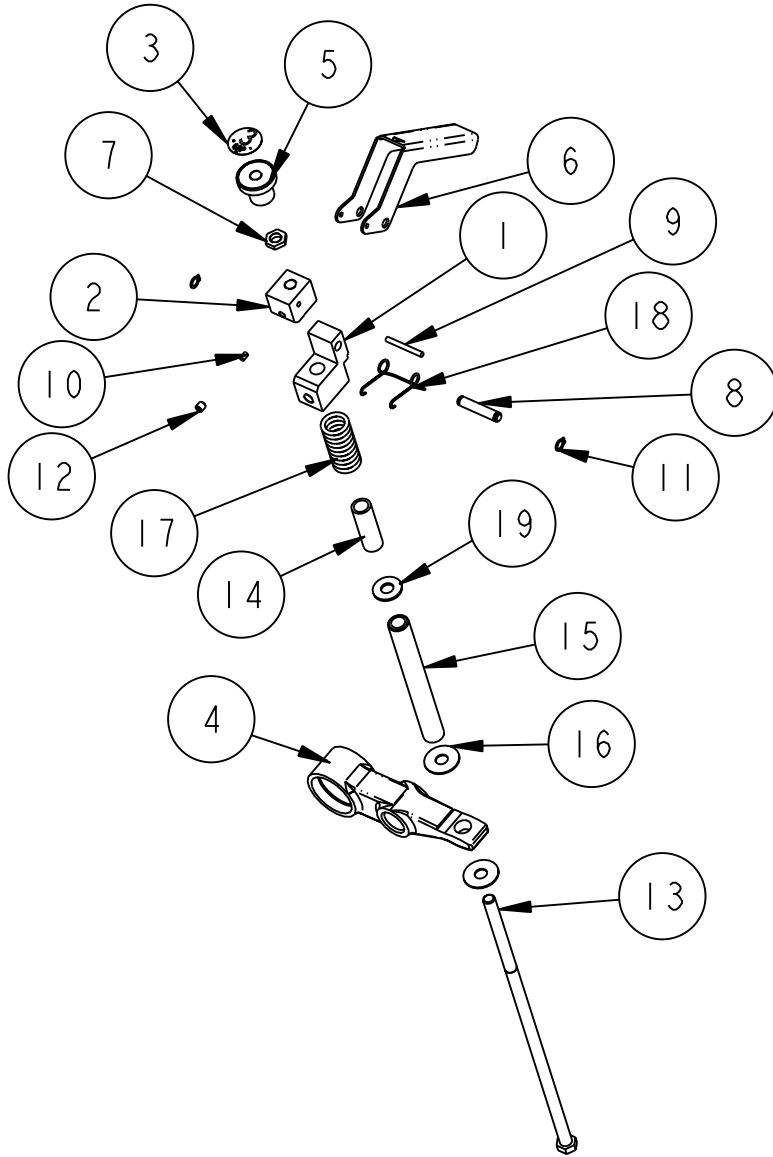
UNIT NAME: 2020 PILE FEEDER FOLDER

ASSEMBLY NUMBER:

**261-290-BG-01**

REV:

SHEET 2 OF 2



DESCRIPTION: GAPSET ASSEMBLY - #3

UNIT NAME: 2020 PILE FEEDER FOLDER

ASSEMBLY NUMBER:

261-292-BG-01

REV:

SHEET 1 OF 2

261-292-BG-01			
ITEM #	PART DESCRIPTION	PART #	QTY.
1	BLOCK-BOTTOM,GAPSET	261-246-01-00	1
2	BLOCK-TOP	261-244-01-00	1
3	DIAL-BAUMSET #1	47433-003	1
4	HOUSING ASSY.-#3 ROLL BRG.	261-299-BG-01	1
5	KNOB- BAUMSET	47701	1
6	LEVER- GAPSET	47702	1
7	NUT-5/16-32 PER PRINT	43816	1
8	PIN- PIVOT	41923	1
9	PIN-SPRING MED .125X1.125	23727	1
10	PLUG-BINDER	261-233-01-00	1
11	RING-RETAINING, .250	22167	2
12	SCREW-SET SOC FLT M5X5 BLK	261-658-02-00	1
13	SCREW-TENSION, #3	261-226-03-00	1
14	SPACER-SPRING, GAPSET	261-234-01-00	1
15	SPACER-SPRING,#3	261-225-03-00	1
16	SPRING-BLVILLE 23X8.2X1	31050	2
17	SPRING-COMP PER PRINT	06491	1
18	SPRING-TORSION	41925	1
19	WASHER-PLAIN .33X.75X.06	20492	1



DESCRIPTION: GAPSET ASSEMBLY - #3

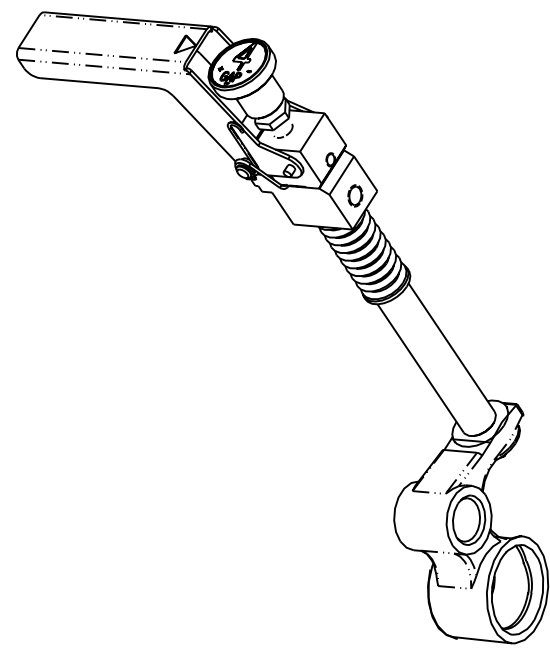
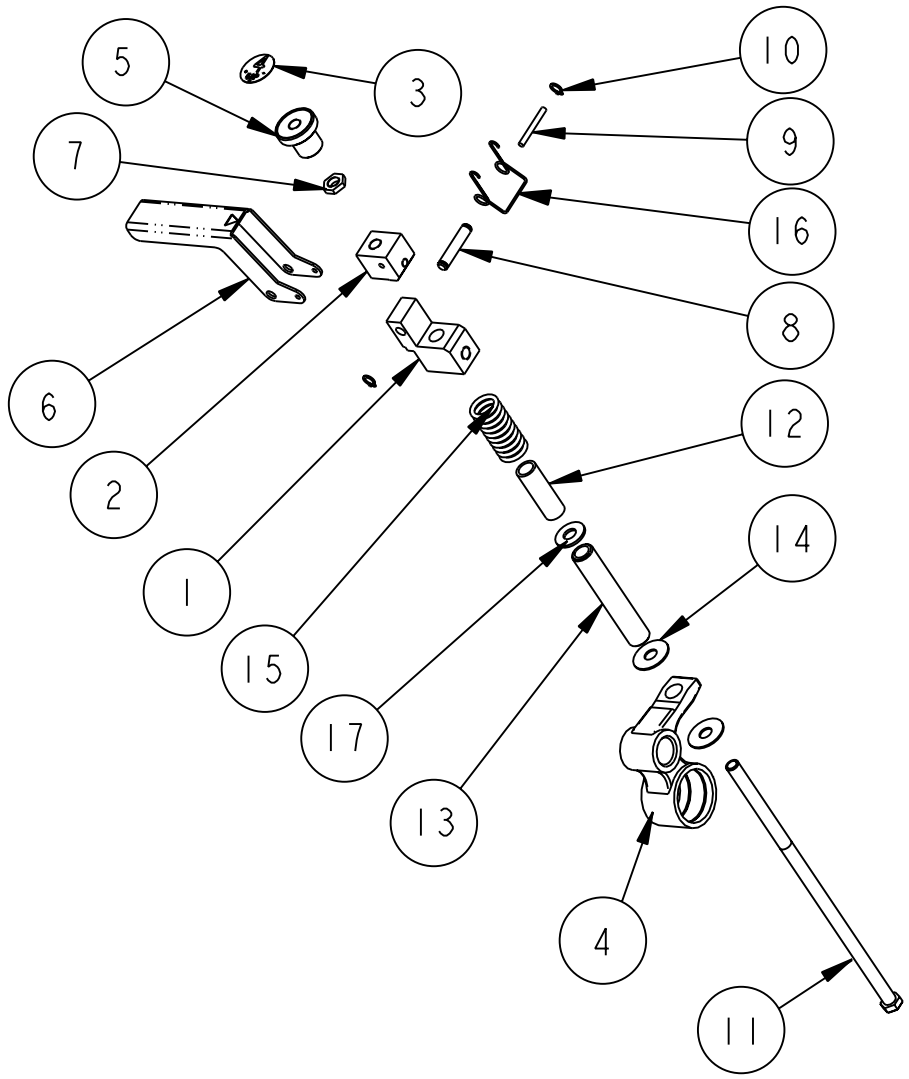
UNIT NAME: 2020 PILE FEEDER FOLDER

ASSEMBLY NUMBER:

**261-292-BG-01**

REV:

SHEET 2 OF 2



DESCRIPTION: GAPSET ASSEMBLY - #4  
UNIT NAME: 2020 PILE FEEDER FOLDER

ASSEMBLY NUMBER: 261-294-BG-01

REV:  
SHEET 1 OF 2

261-294-BG-01			
ITEM #	PART DESCRIPTION	PART #	QTY.
1	BLOCK-BOTTOM, GAPSET	261-246-01-00	1
2	BLOCK-TOP	261-244-01-00	1
3	DIAL-BAUMSET #1	47433-004	1
4	HOUSING ASSY.-BRG., #2 & #4 ROL	261-298-BG-01	1
5	KNOB- BAUMSET	47701	1
6	LEVER- GAPSET	47702	1
7	NUT-5/16-32 PER PRINT	43816	1
8	PIN- PIVOT	41923	1
9	PIN-SPRING MED .125X1.125	23727	1
10	RING-RETAINING, .250	22167	2
11	SCREW-TENSION, #4	261-226-04-00	1
12	SPACER-SPRING, GAPSET	261-234-01-00	1
13	SPACER-SPRING, #4	261-225-02-00	1
14	SPRING-BLVILLE 23X8.2X1	31050	2
15	SPRING-COMP PER PRINT	06491	1
16	SPRING-TORSION	41925	1
17	WASHER-PLAIN .33X.75X.06	20492	1



DESCRIPTION: GAPSET ASSEMBLY - #4

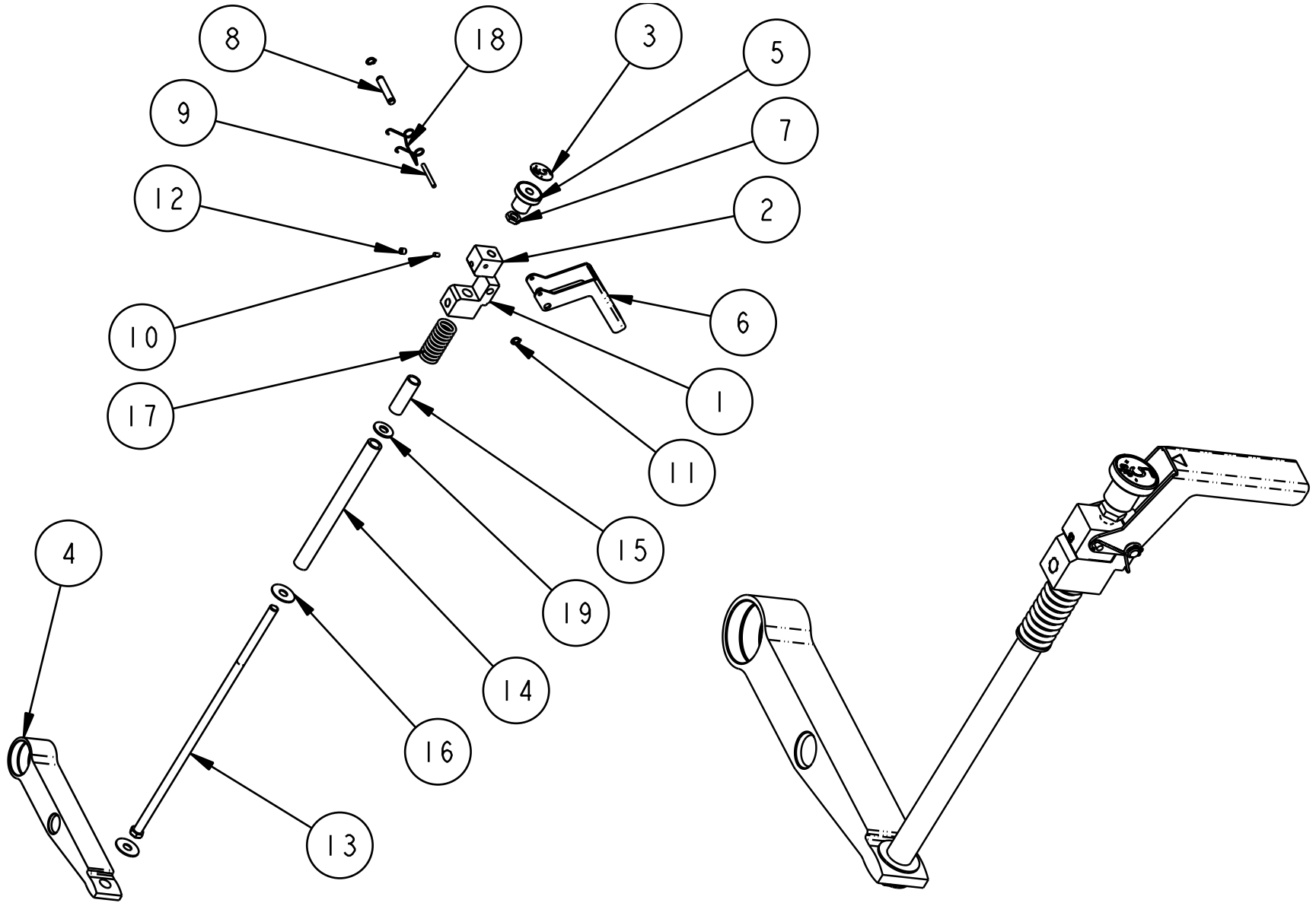
UNIT NAME: 2020 PILE FEEDER FOLDER

ASSEMBLY NUMBER:

261-294-BG-01

REV:

SHEET 2 OF 2



DESCRIPTION: GAPSET ASSEMBLY - #5

UNIT NAME: 2020 PILE FEEDER FOLDER

ASSEMBLY NUMBER:

261-296-BG-01

REV:

SHEET 1 OF 2



261-296-BG-01			
ITEM #	PART DESCRIPTION	PART #	QTY.
1	BLOCK-BOTTOM,GAPSET	261-246-01-00	1
2	BLOCK-TOP	261-244-01-00	1
3	DIAL-BAUMSET #1	47433-005	1
4	HOUSING ASSY.-#5 ROLL BRG.	261-300-BG-01	1
5	KNOB- BAUMSET	47701	1
6	LEVER- GAPSET	47702	1
7	NUT-5/16-32 PER PRINT	43816	1
8	PIN- PIVOT	41923	1
9	PIN-SPRING MED .125X1.125	23727	1
10	PLUG-BINDER	261-233-01-00	1
11	RING-RETAINING,.250	22167	2
12	SCREW-SET SOC FLT M5X5 BLK	261-658-02-00	1
13	SCREW-TENSION , #5	261-226-05-00	1
14	SPACER -SPRING , #5	261-225-01-00	1
15	SPACER-SPRING, GAPSET	261-234-01-00	1
16	SPRING-BLVILLF,23X8.2X1	31050	2
17	SPRING-COMP PER PRINT	06491	1
18	SPRING-TORSION	41925	1
19	WASHER-PLAIN .33X.75X.06	20492	1



DESCRIPTION: GAPSET ASSEMBLY - #5

UNIT  
NAME: 2020 PILE FEEDER FOLDER

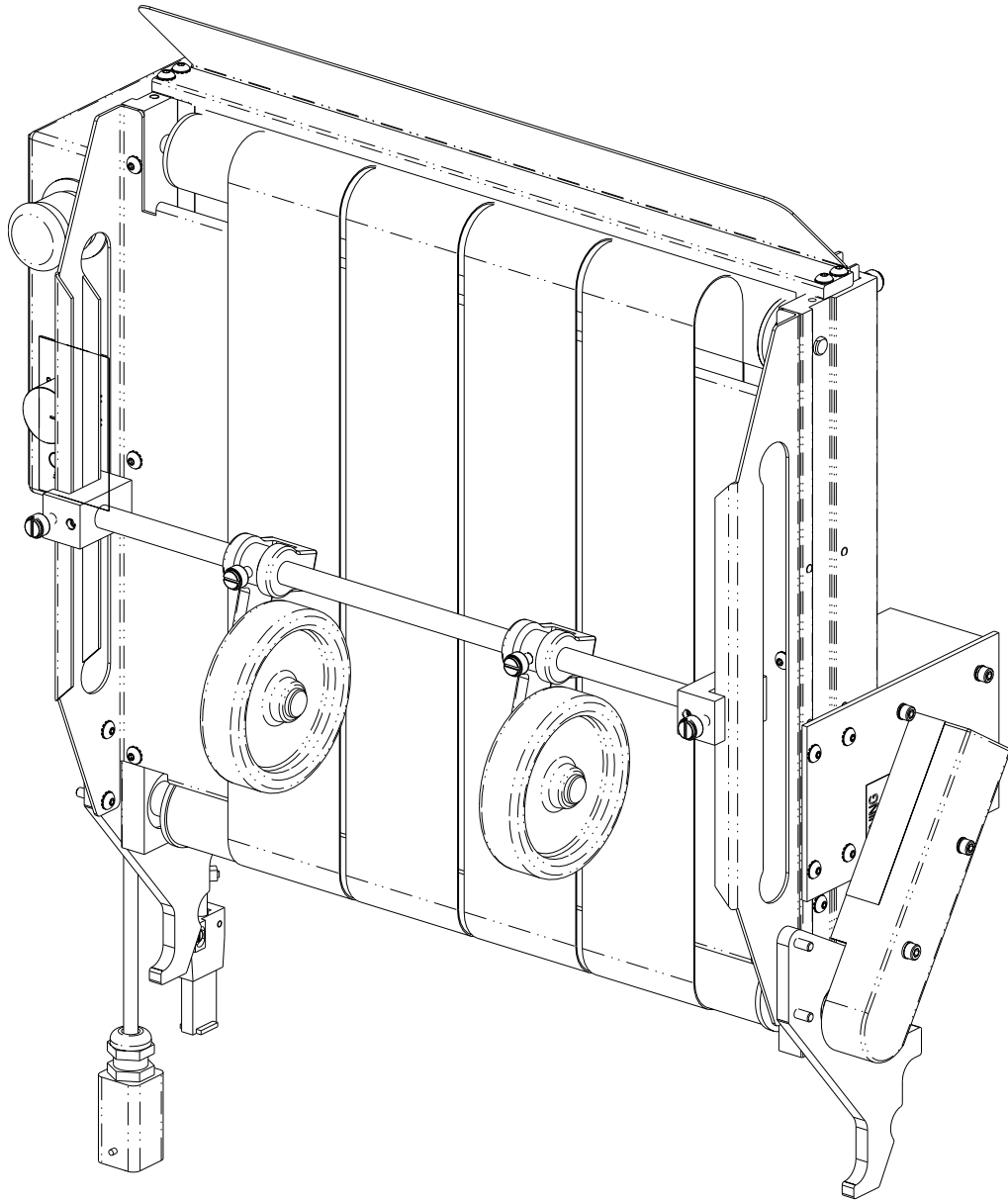
ASSEMBLY NUMBER:

**261-296-BG-01**

REV:

SHEET 2 OF 2

# **DELIVERY (STACKER)**



REV:

SHEET 1 OF 3

**FK2000482**

ASSEMBLY NUMBER:

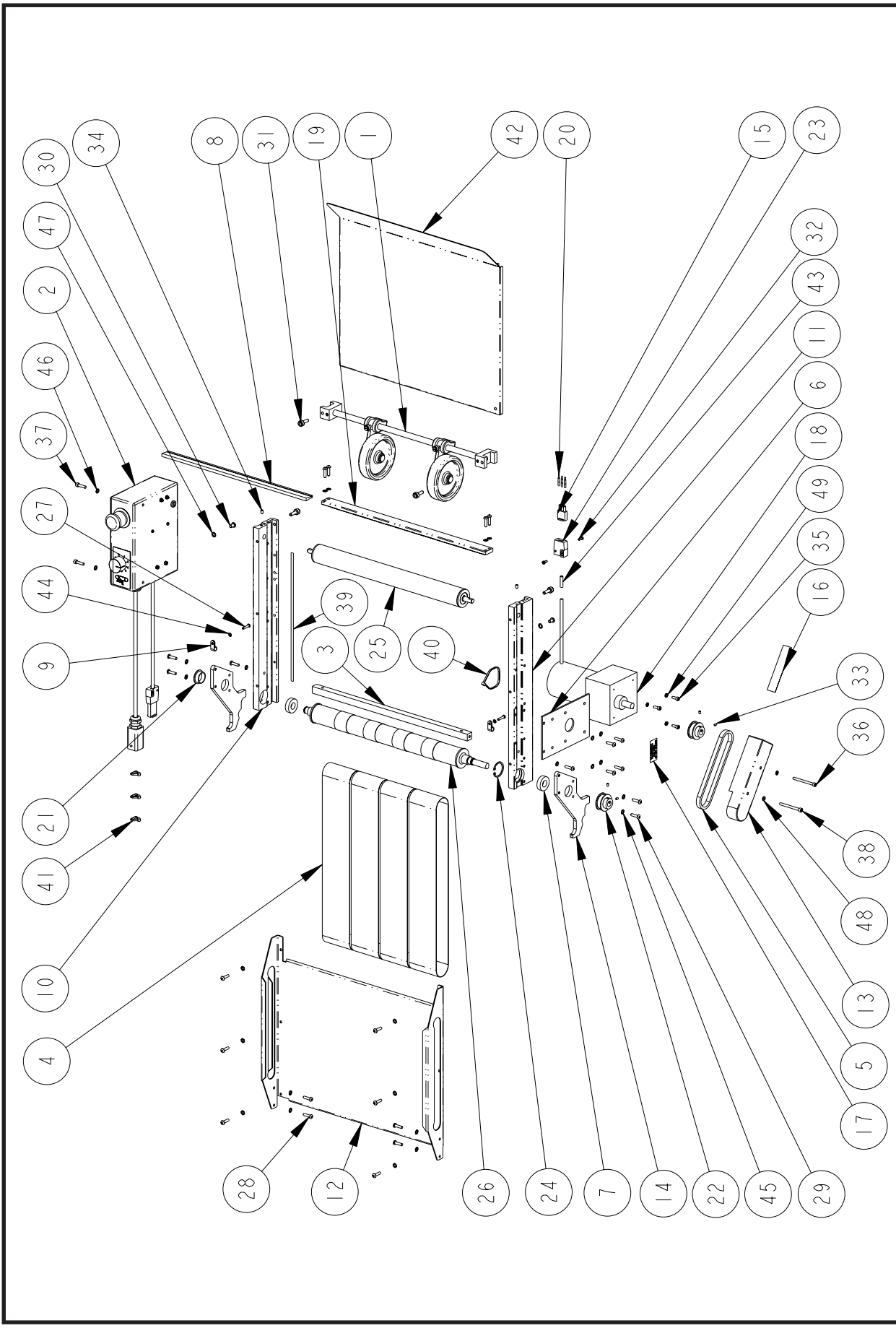
DESCRIPTION: DELIVERY TABLE (STACKER)

UNIT NAME:

2020 PILE FEEDER FOLDER

**BAUM**





REV:  
SHEET 2 OF 3

ASSEMBLY NUMBER:  
**FK2000482**

DESCRIPTION: DELIVERY TABLE (STACKER)  
UNIT NAME: 2020 PILE FEEDER FOLDER



<b>FK2000482</b>			
ITEM #	PART DESCRIPTION	PART #	QTY.
1	ASSY-HOLDDOWN WHEEL	267-918-BG-01	1
2	ASSY-STACKER CONTROL	<b>FK2000440</b>	1
3	BAR-TIE, STACKER	261-350-01-00	1
4	BELT-STACKER	261-494-01-00	1
5	BELT-TIMING, 150 XL 037	261-171-01-00	1
6	BRACKET-MOTOR MTG.	261-143-01-00	1
7	BRG-BALL 15mmX32mmX9mm	261-168-01-00	2
8	BRUSH-STRIP	261-178-01-00	1
9	CLAMP-PLASTIC 5/16	21689	2
10	FRAME-SIDE, L.H.	252-207-01-00	1
11	FRAME-SIDE, R.H.	252-189-01-00	1
12	FRAME-STACKER	261-126-01-00	1
13	GUARD-DRIVE	261-137-01-00	1
14	HANGER-STACKER	261-505-01-00	2
15	KIT, PLUG 3-POLE	279-164-03-00	1
16	LABEL-CAUTION MOVING PARTS	40686	1
17	LABEL-WARNING GUARD MISSING	50495	1
18	MOTOR-DRIVE M1125036	279-513-01-00	1
19	NOSE-STACKER BAR	261-500-01-00	1
20	PIN-MALE	279-167-03-00	3
21	PLUG-HOLE	23345	1
22	PULLEY-GEARBELT, XL	45257	2
23	RELIEF-STRAIN, 3 POLE	279-165-03-00	1
24	RING-RETAIN INT M32X1.2 BLK	262-552-06-00	1

25	ROLL-STACKER ADJUSTABLE	<b>FK2000556</b>	1
26	ROLL-STACKER DRIVE	261-157-BG-01	1
27	SCREW-BUT HD CAP M4X20 BLK	260-307-07-00	2
28	SCREW-BUT HD CAP M5X10 BLK	260-301-03-00	10
29	SCREW-BUT HD CAP M5X20 BLK	260-301-08-00	14
30	SCREW-BUT HD CAP M6X10 BLK	261-053-02-00	2
31	SCREW-M6 SLOTTED THUMB NYLON	261-355-06-00	4
32	SCREW-PANHD SHEET METAL #6X3/8	279-169-01-00	2
33	SCREW-SET SOC CUP M4X6 BLK	200-212-05-00	4
34	SCREW-SET SOC CUP M5X8 BLK	261-476-03-00	2
35	SCREW-SHC, #10-32 X 1/2	24908	3
36	SCREW-SOC HD CAP #10-32X2 1/4	267-106-01-00	1
37	SCREW-SOC HD CAP M5X12 BLK	262-491-04-00	2
38	SCREW-SOC HD CAP M5X55 BLK	262-491-15-00	1
39	TAPE-UHMW POLYETHYLENE 1/4WD	31282	3 FT
40	TIE-CABLE, WHITE LARGE	24298	1
41	TIE-CABLE, BLACK .14X5.5	23469	4
42	TRAY-STACKER	261-127-01-00	1
43	TUBING-HEATSHRINK, BLK .375ID	279-181-07-00	1
44	WASHER-LOCK M04 EXT TOOTH +	276-801-04-00	2
45	WASHER-LOCK M05 EXT TOOTH +	276-801-05-00	24
46	WASHER-LOCK M05 INT TOOTH +	260-304-08-00	2
47	WASHER-LOCK M06 EXT TOOTH +	201-371-03-00	2
48	WASHER-LOCK SPLIT M5	261-056-03-00	2
49	WASHER-LOCK, #10	20480	4



**BAUM**

DESCRIPTION: **DELIVERY TABLE (STACKER)**

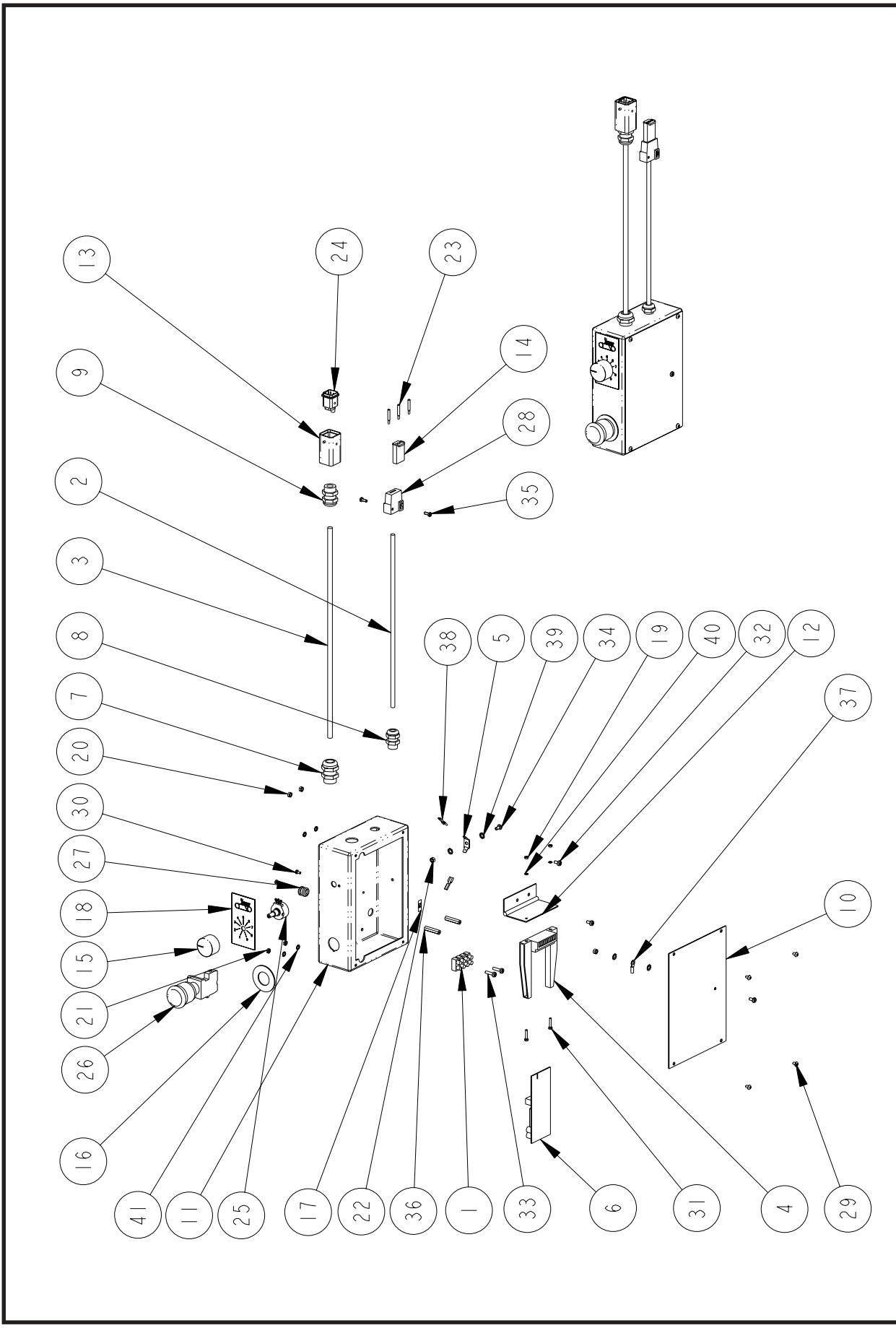
UNIT NAME: **2020 PILE FEEDER FOLDER**

ASSEMBLY NUMBER:

**FK2000482**

REV:

SHEET 3 OF 3



 <b>BAUM</b>	DESCRIPTION: <b>STACKER CONTROL ASSEMBLY</b>		ASSEMBLY NUMBER: <b>FK2000440</b>	REV:
	UNIT NAME: <b>2020 PILE FEEDER FOLDER</b>		SHEET 1 OF 2	

<b>FK2000440</b>			
ITEM #	PART DESCRIPTION	PART #	QTY.
1	BLOCK-TERMINAL, (4)POLE	260-419-04-00	1
2	CABLE- 3 COND. #18AWG.	260-704-02-00	1
3	CABLE-12COND. #18AWG.	260-704-04-00	1
4	CONNECTOR, CARD EDGE 10 POS	215-552-02-00	1
5	CONNECTOR-GROUND	260-411-01-00	1
6	CONTROL, DC MOTOR	203-797-01-00	1
7	CORDGRIP.170-.470ID PG13.5	30979	1
8	CORDGRIP.187-.300ID PG9	260-659-01-00	1
9	CORDGRIP.230-.394ID PG11	260-659-05-00	1
10	COVER-ELECT ENCLOSURE, STACKER	260-697-01-00	1
11	ENCLOSURE-STACKER CONTROL	261-873-01-00	1
12	HINGE, 3.3 X 2.5 SPRING	261-877-01-00	1
13	HOOD- PLUG	260-700-01-00	1
14	KIT, RECEPTACLE 3-POLE	279-166-03-00	1
15	KNOB, 1.25 OD,.25 ID	262-682-01-00	1
16	LABEL- YELLOW CONTRAST	263-362-01-00	1
17	LABEL-DEVICE, SHEET	261-429-02-00	1
18	LABEL-STACKER CONTROL	260-696-01-00	1
19	NUT-HEX FULL M3 BLK	262-504-01-00	2
20	NUT-HEX FULL M4 BLK	262-504-02-00	2
21	NUT-HEX JAM M4	261-279-06-00	2

NS - NOT SHOWN

22	NUT-HEX.M4 FULL BRASS METRIC	264-648-04-00	2
23	PIN-FEMALE, MATE-N-LOK-11	279-168-03-00	3
24	PLUG-4 PIN + GND	260-701-02-00	1
25	POTENTIOMETER 25K	22906-010	1
26	PUSHBUTTON-MUSH. HD. RED 22 MM	284-717-01-00	1
27	RELIEF-STRAIN	22108	1
28	RELIEF-STRAIN, 3 POLE	279-165-03-00	1
29	SCREW-BUT HD CAP M4X6 BLK	260-307-01-00	4
30	SCREW-PAN HD FREEDRIV M3X6	260-667-03-00	2
31	SCREW-PAN HD FREEDRIV M3X16	260-667-07-00	2
32	SCREW-PAN HD FREEDRIV M4X8	260-670-03-00	2
33	SCREW-PAN HD FREEDRIV M4X16	260-670-06-00	2
34	SCREW-PAN HD SLTD BRASS M4X8	264-618-03-00	2
35	SCREW-PANHD SHEET METAL #6X3/8	279-169-01-00	2
36	SPACER HEX, THREADED	260-305-11-00	2
37	TERM-RING #16-14 GA. #10 STUD	263-114-12-00	1
38	TERMINAL-HOLLINGSWORTH S05077	24473	2
39	WASHER-LOCK #8 EXT BRONZE +	264-640-04-00	4
40	WASHER-LOCK M03 INT TOOTH +	260-304-05-00	2
41	WASHER-LOCK M04 INT TOOTH +	260-304-07-00	4
42	NS WIRE, GR7Y 18 AWG	31001	3 FT
43	NS WIRE,WH 18 AWG	22485	1 FT
44	NS FERRULES, 18 AWG	260-713-03-00	14
45	NS FERRULES, 14 AWG	260-713-04-00	2
46	NS TUBING-BLACK .133 ID PLASTIC	23270	.2 FT



**BAUM**

DESCRIPTION: **STACKER CONTROL ASSEMBLY**

UNIT NAME: **2020 PILE FEEDER FOLDER**

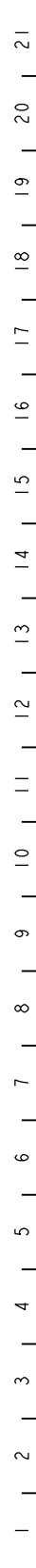
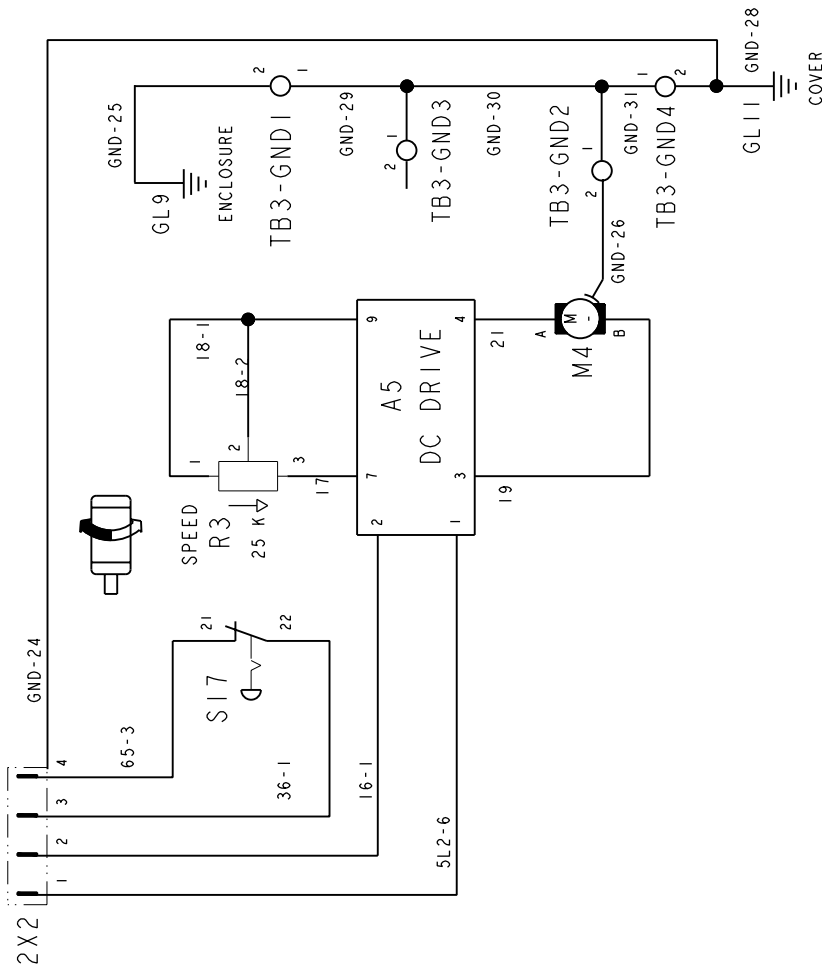
ASSEMBLY NUMBER:

**FK2000440**

REV:

SHEET 2 OF 2

# STACKER



**BAUM**

DESCRIPTION: STACKER CONTROL ASSEMBLY SCHEMATIC

UNIT NAME: 2020 PILE FEEDER FOLDER

ASSEMBLY NUMBER:

**264-925-00-11**

REV:

SHEET 1 OF 1



**261-157-BG-01**

ITEM #	PART DESCRIPTION	PART #	QTY.
1	BELT-FLAT URETHANE	261-502-01-00	<b>6</b>
2	END-TUBE	261-130-01-00	1
3	END-TUBE, DRIVEN	261-131-01-00	1
4	RING-TOLERANCE	261-165-01-00	2
5	TUBE-STACKER ROLL	<b>261-005-01-00</b>	1

DESCRIPTION: **STACKER DRIVE ROLL**

UNIT NAME: **2020 PILE FEEDER FOLDER**

ASSEMBLY NUMBER: **261-157-BG-01**

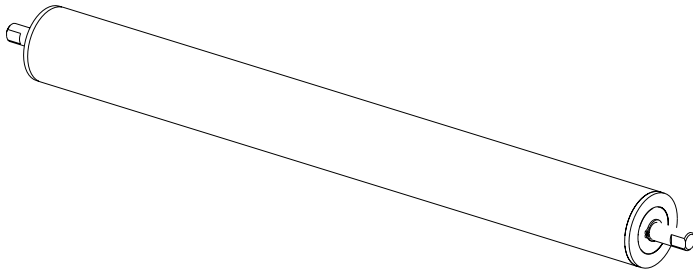
REV: **1**

SHEET 1 OF 1

**BAUM**



**BAUM**



**261-164-BG-01**

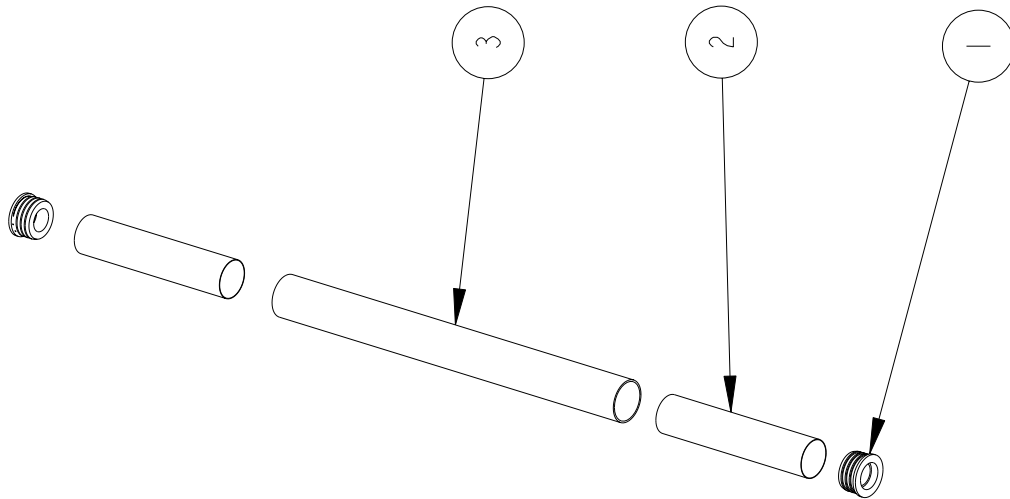
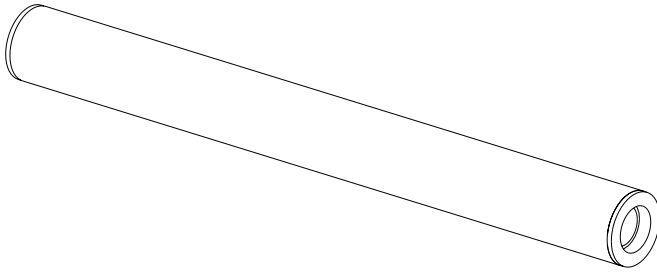
ITEM #	PART DESCRIPTION	PART #	QTY.
1	BEARING-ROLL	261-008-01-00	2
2	RING-RETAIN EXT MIXI BLK	200-440-03-00	2
3	ROLL -W/O BEARINGS	261-111-BG-01	1
4	SHAFT-ADJUSTING ROLL	261-132-01-00	1

REV:  
SHEET 1 OF 1

ASSEMBLY NUMBER:  
**261-164-BG-01**

DESCRIPTION: **STACKER ADJUSTMENT ROLL**  
UNIT NAME: **2020 PILE FEEDER FOLDER**





**261-111-BG-01**

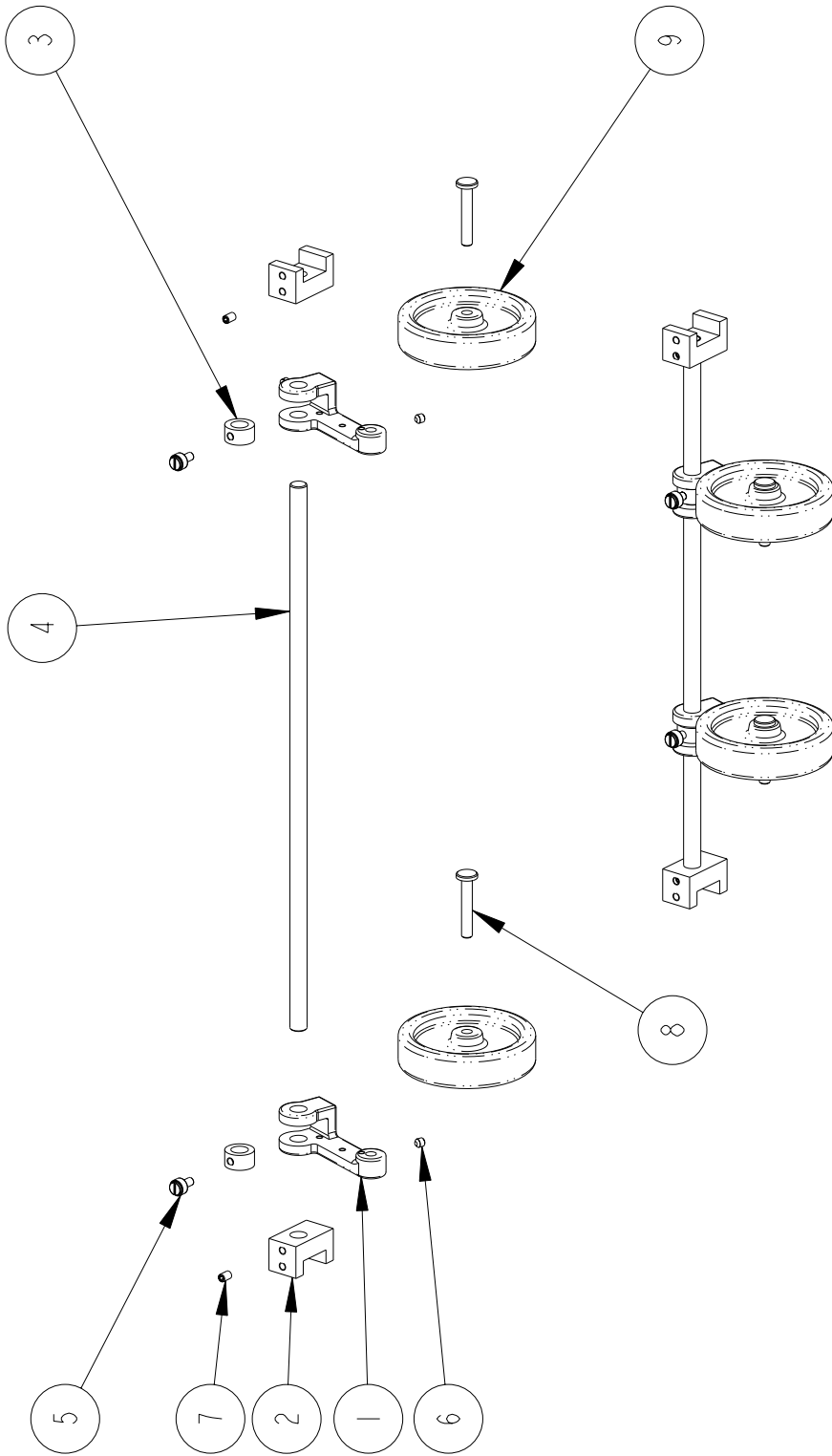
ITEM #	PART DESCRIPTION	PART #	QTY.
1	CAP-BEARING	261-007-01-00	2
2	TUBE-CHIPBOARD	261-009-01-00	3
3	TUBE-STACKER ROLL	261-005-01-00	1

REV:  
SHEET 1 OF 1

ASSEMBLY NUMBER:  
**261-111-BG-01**

DESCRIPTION: STACKER ROLL W/O BEARINGS  
UNIT NAME: 2020 PILE FEEDER FOLDER





REV:  
SHEET 1 OF 2

ASSEMBLY NUMBER:  
**267-713-BG-01**

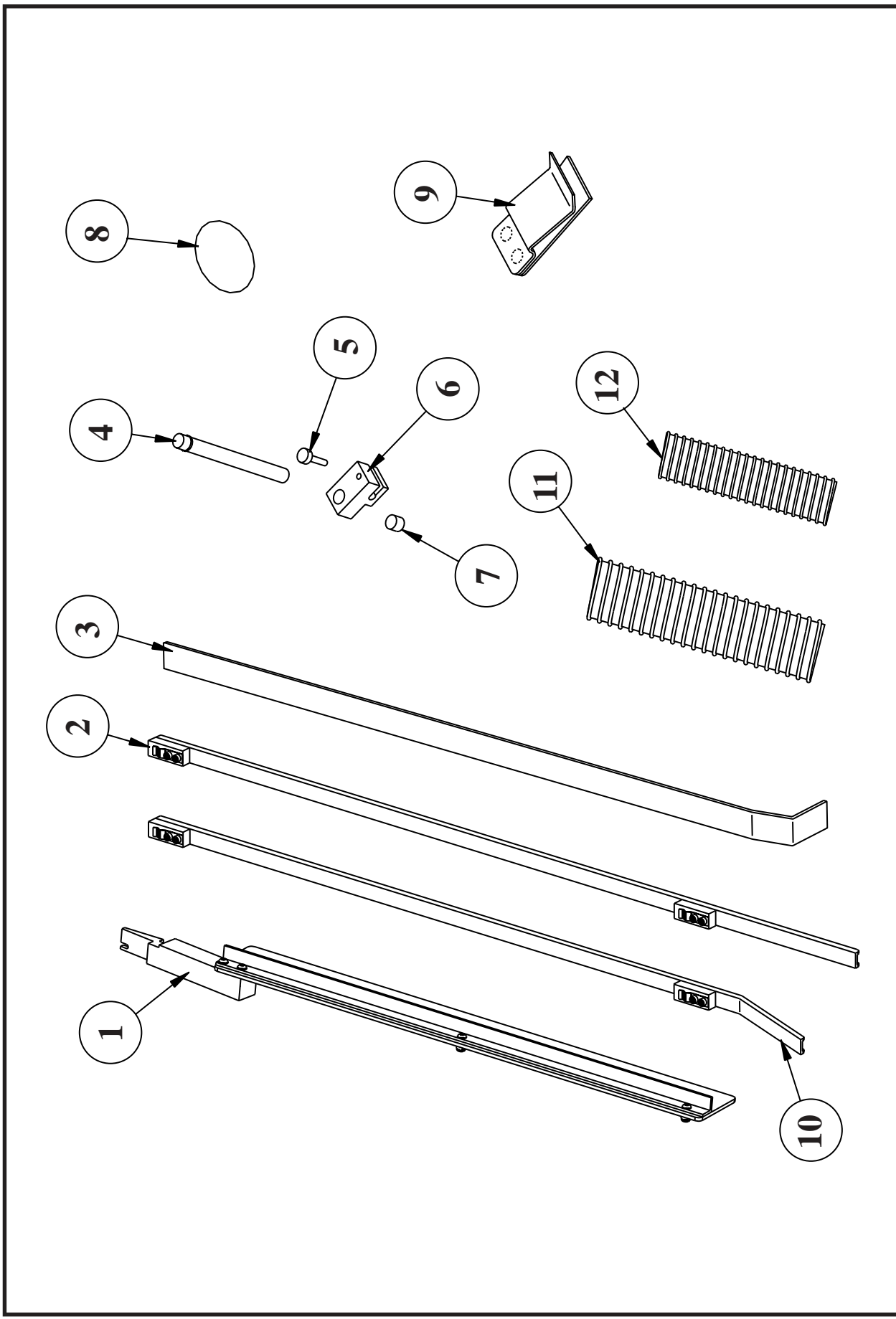
DESCRIPTION: **HOLDDOWN WHEEL ASSEMBLY**  
UNIT NAME: **2020 PILE FEEDER FOLDER**



267-713-BG-01			
ITEM #	PART DESCRIPTION	PART #	QTY.
1	ARM-HOLD DOWN WHEEL	09738	2
2	BRACKET-ROD MTG.	261-134-01-00	2
3	COLLAR-SET SCREW	261-169-01-00	2
4	ROD-SHOE	<b>261-133-01-00</b>	1
5	SCREW-M6 SLOTTED THUMB NYLON	261-355-04-00	2
6	SCREW-SET SOC CUP 1/4-20X1/4	20454	2
7	SCREW-SET SOC CUP M6X10 BLK	261-081-02-00	2
8	STEM-TAPE ARM	07587	2
9	WHEEL-HOLD DOWN	20190	2

 <p><b>BAUM</b></p>	DESCRIPTION: <b>HOLDDOWN WHEEL ASSEMBLY</b> UNIT NAME: <b>2020 PILE FEEDER FOLDER</b>	ASSEMBLY NUMBER: <h2 style="margin: 0;">267-713-BG-01</h2>
		REV: SHEET 2 OF 2

# ACCESSORIES



<b>BAUM</b>	DESCRIPTION: FEEDER/REGISTER ACCESSORIES	ASSEMBLY NUMBER: <b>267-716-BG-01</b>	REV:
	UNIT NAME: 2020 PILE FEEDER FOLDER		SHEET 1 OF 2

<b>267-716-BG-01</b>			
<b>ITEM #</b>	<b>DESCRIPTION</b>	<b>PART #</b>	<b>QTY.</b>
1	PILE GUIDE ASSEMBLY L. H.	260-687-BG-01	1
2	REGISTER HOLDDOWN ASSEMBLY	260-187-BG-02	3
3	PAPER EDGE SUPPORT	260-459-01-00	1
4	GUIDE ROD ASSEMBLY	260-558-BG-01	4
5	NYLON THUMB SCREW 1/4-20x1	31621	2
6	HOLDDOWN BLOCK	260-563-01-00	2
7	RUBBER CAP	210-021-01-00	2
8	STEEL BALL 20mm Dia.	200-132-04-00	14
9	DEFLECTOR CLIP	261-649-01-00	1
10	REGISTER HOLDDOWN ASSEMBLY	260-187-BG-01	1
11	SUCTION HOSE 3/4 ID	54883-006	1
12	HOSE 1.0 ID	53331-004	1



**BAUM**

DESCRIPTION: FEEDER/REGISTER ACCESSORIES

UNIT NAME: 2020 PILE FEEDER FOLDER

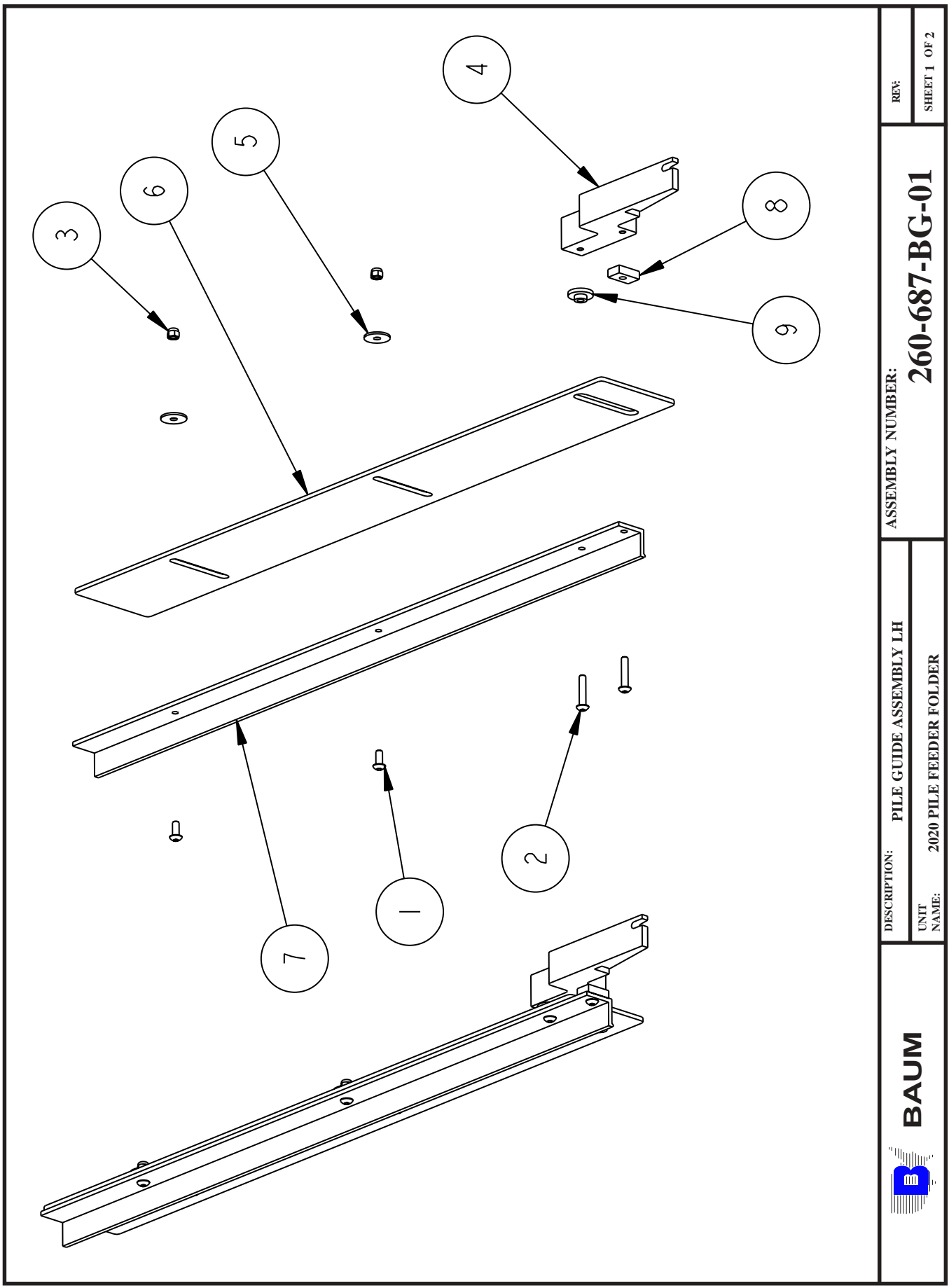
ASSEMBLY NUMBER:

**267-716-BG-01**

REV:

SHEET 2 OF 2





 <b>BAUM</b>	DESCRIPTION: <b>PILE GUIDE ASSEMBLY LH</b> UNIT NAME: <b>2020 PILE FEEDER FOLDER</b>	ASSEMBLY NUMBER: <b>260-687-BG-01</b>	REV: SHEET 1 OF 2
--	---	--	----------------------

<b>260-687-BG-01</b>			
ITEM #	PART DESCRIPTION	PART #	QTY.
1	SCREW-BUT HD CAP M5X12 BLK	260-301-04-00	2
2	SCREW-BUT HD CAP M5X25 BLK	260-301-10-00	2
3	NUT-LOCK, ELASTIC STOP M5 REG	260-309-06-00	2
4	MOUNT-SIDE GUIDE	260-547-01-00	1
5	WASHER-PLAIN, CAR BODY 5MM ID	261-064-01-00	2
6	GUIDE-PAPER, LH	<b>260-496-01-00</b>	1
7	ANGLE-GUIDE RAIL, LH	<b>260-498-01-00</b>	1
8	SPACER-PILE GUIDE	<b>260-511-01-00</b>	1
9	STANDOFF-PILE GUIDE	<b>260-513-01-00</b>	1



**BAUM**

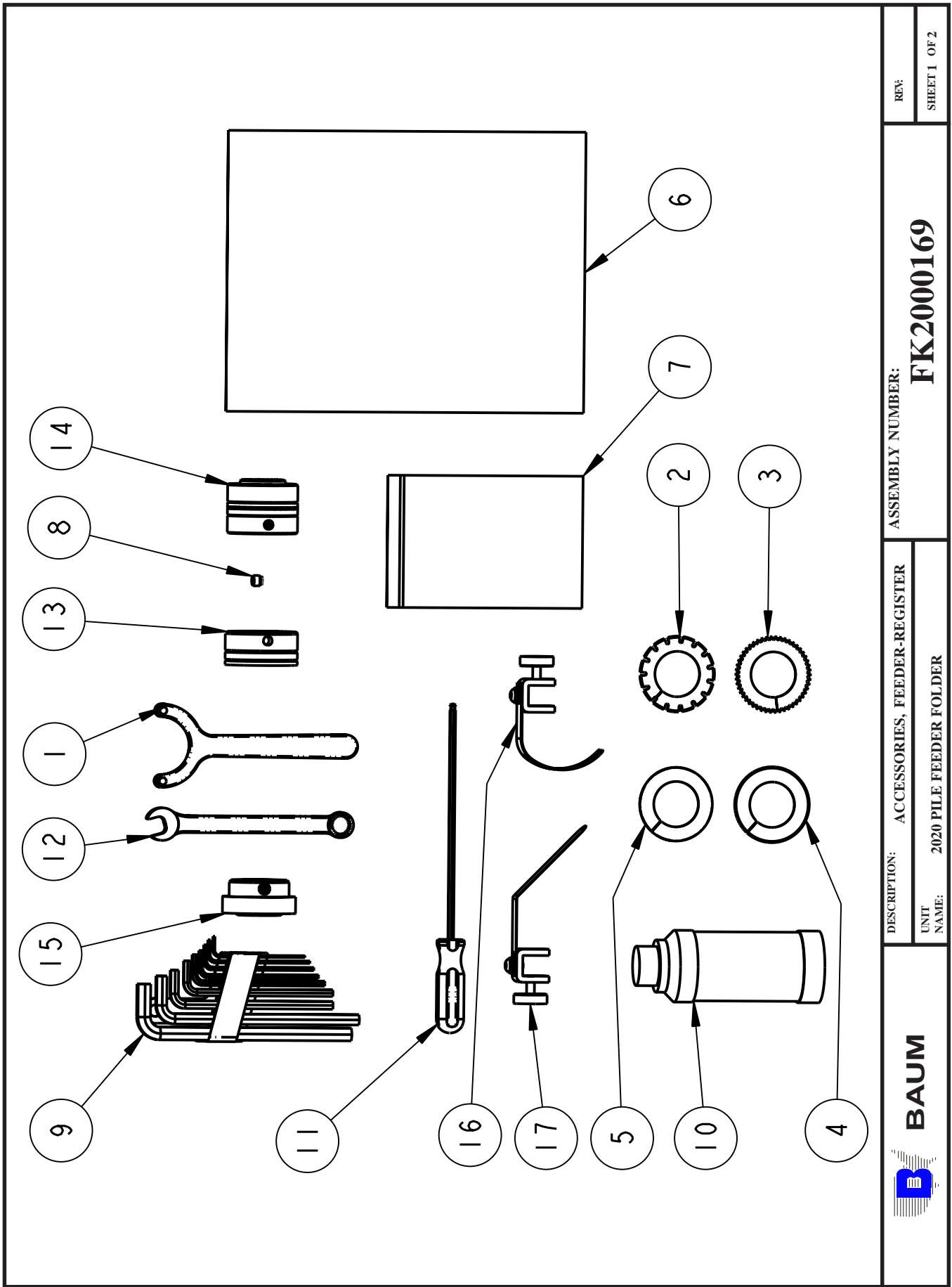
DESCRIPTION: **PILE GUIDE ASSEMBLY LH**  
 UNIT NAME: **2020 PILE FEEDER FOLDER**

ASSEMBLY NUMBER:

**260-687-BG-01**

REV:

SHEET 2 OF 2



REV:  
SHEET 1 OF 2

ASSEMBLY NUMBER:  
**FK2000169**

DESCRIPTION: ACCESSORIES, FEEDER-REGISTER  
UNIT NAME: 2020 PILE FEEDER FOLDER

 **BAUM**

ITEM #	PART DESCRIPTION	PART #	QTY.	FACTORY CHECK	CUSTOMER CHECK
1	WRENCH-SPANNER	30705	1		
2	BLADE-PERFORATOR, 15T SPLIT	51940	1		
3	BLADE-PERFORATOR, 50T SPLIT	51942	1		
4	BLADE-SPLIT, SLITTER	51943	1		
5	BLADE-SPLIT, SCORE	51947	1		
6	SHEET-MATERIAL SAFETY DATA	52175	1		
7	KIT-LUBE GEAR DRIVE	55182	1		
8	SCREW-SET SOC M8X1.25X7.5MM	200-919-01-00	6		
9	KEY-HEX SET METRIC	210-730-01-00	1		
10	SOLVENT-CLEANING, SUREWASH	24108-003	1		
11	DRIVER-BALL HEX BONDUS M4	261-102-01-00	1		
12	WRENCH-COMBINATION 13mm	261-103-01-00	1		
13	HEAD-SCORING, LOWER	FK0000268	1		
14	BLADE HOLDER ASSY	FK2000168	1		
15	SLEEVE SHEET PULLOUT ASSY	FK2000170	8		
16	STRIPPER SLOTTED ASSY	FK2000171	1		
17	HOLDDOWN STACKER-ASSY	FK2000173	2		

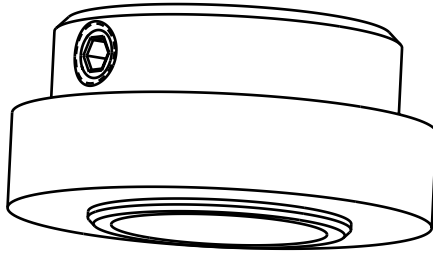
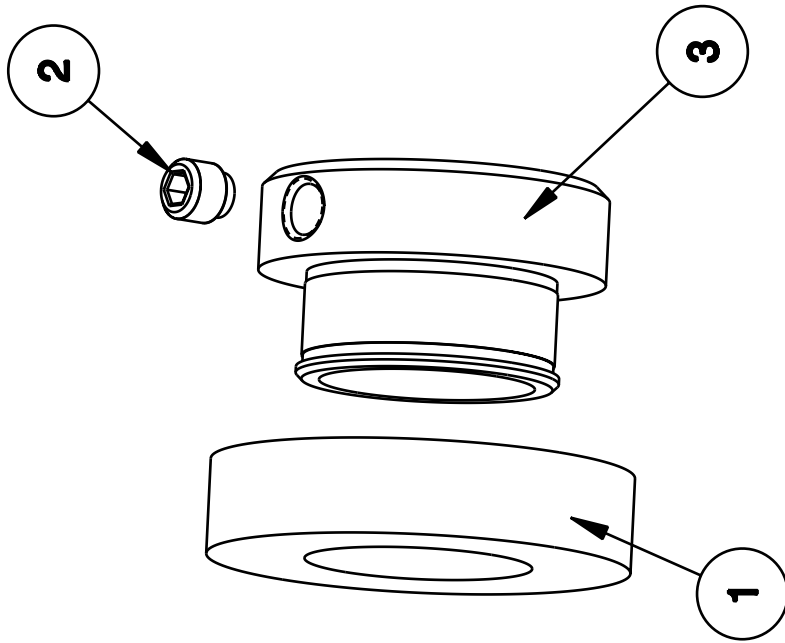


DESCRIPTION: ACCESSORIES, FEEDER-REGISTER  
 UNIT NAME: 2020 PILE FEEDER FOLDER

ASSEMBLY NUMBER: **FK2000169**

REV:

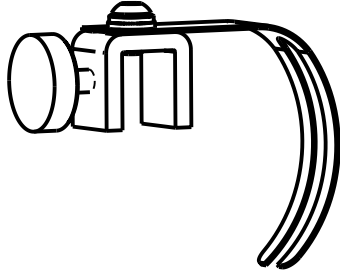
SHEET 2 OF 2



**SCALE 1.000**

FK2000170			
ITEM #	PART DESCRIPTION	PART #	QTY.
1	TIRE-SHEET PULLOUT	10347	1
2	SCREW-SET SOC M8X1.25X7.5MM	200-919-01-00	1
3	SLEEVE-SHEET PULL OUT	FK000267	1

 <b>BAUM</b>	DESCRIPTION: PULLOUT TIRE ASSEMBLY UNIT NAME: 2020 PILE FEEDER FOLDER	ASSEMBLY NUMBER: <b>FK2000170</b>	REV: SHEET 1 OF 1
--	--	--------------------------------------	----------------------



SCALE 0.500

SCALE 0.500

FK2000171					
ITEM #	PART DESCRIPTION	PART #	QTY.		
1	STRIPPER-SLOTTED	06438	1		
2	SCREW-BUT HD CAP M6X10 BLK	261-053-02-00	1		
3	WASHER-LOCK SPLIT M6	261-056-04-00	1		
4	WASHER-PL. M6 6.4X12.5X1.6 BLK	262-709-04-00	1		
5	CLAMP-HOLDOWN	FK0000270	1		
6	KNOB-KNURLED M6	FK2000172	1		



**BAUM**

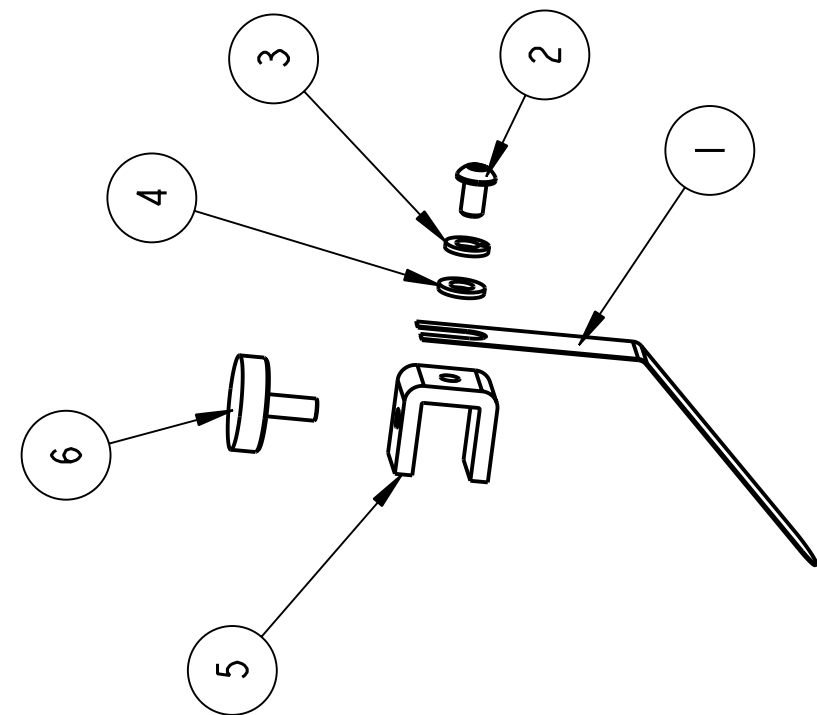
DESCRIPTION: SLOTTED STRIPPER ASSEMBLY  
 UNIT NAME: 2020 PILE FEEDER FOLDER

ASSEMBLY NUMBER:

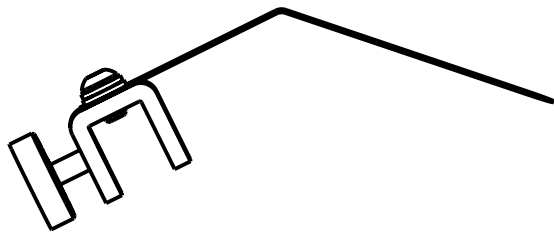
**FK2000171**

REV:

SHEET 1 OF 1



SCALE 0.500



SCALE 0.500

FK2000173			
ITEM #	PART DESCRIPTION	PART #	QTY.
1	SPRING-STACKER HOLDDOWN	06443	1
2	SCREW-BUT HD CAP M6X10 BLK	261-053-02-00	1
3	WASHER-LOCK SPLIT M6	261-056-04-00	1
4	WASHER-PL. M6 6.4X12.5X1.6 BLK	262-709-04-00	1
5	CLAMP-HOLDOWN	FK0000270	1
6	KNOB-KNURLED M6	FK2000172	1

DESCRIPTION: STACKER HOLDDOWN ASSEMBLY  
 UNIT NAME: 2020 PILE FEEDER FOLDER

ASSEMBLY NUMBER:

**FK2000173**

REV:

SHEET 1 OF 1

